



















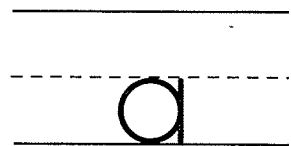


**SPELLING WORDS**

1. sat
2. felt
3. last
4. send
5. next
6. best
7. went
8. hand
9. stand
10. past
11. grand
12. stamp
13. belt
14. lend
15. checked

**Handwriting**

**Tip:** Complete the down stroke in the letter *a*, so it does not look like an *o*.



# Words with Short *a* and Short *e*

► Write the Spelling Word that matches the meaning.

1. a strap to hold up pants \_\_\_\_\_
2. touched \_\_\_\_\_
3. looked over \_\_\_\_\_
4. to be up on your feet \_\_\_\_\_
5. to let someone borrow \_\_\_\_\_
6. postage for a letter \_\_\_\_\_

► Write the Spelling Word that is the opposite of the given word.

7. receive \_\_\_\_\_
8. worst \_\_\_\_\_
9. present \_\_\_\_\_
10. stayed \_\_\_\_\_
11. last \_\_\_\_\_

► Write the following Spelling Words: *sat*, *last*, *hand*, *grand*. Use your best handwriting.

12. \_\_\_\_\_
13. \_\_\_\_\_
14. \_\_\_\_\_
15. \_\_\_\_\_

Name \_\_\_\_\_

► For each pair, circle the word that is not spelled correctly. Check the spelling. Then write each misspelled Spelling Word correctly.

1. seand      went      \_\_\_\_\_

2. stand      hend      \_\_\_\_\_

3. felt      next      \_\_\_\_\_

4. sat      lahst      \_\_\_\_\_

► Read the letter. Circle six words that do not look right. Check the spelling. Then write the misspelled words correctly.

August 10

Dear Connie,


Today was the behst! I weant to camp for the first time. All my fears about camp are in the paast. The food is grannd, and I had fun trying to stahnd on my hands. I can't wait to paddle a canoe. That's naxt!

Your friend,  
Phil

5. \_\_\_\_\_ 8. \_\_\_\_\_

6. \_\_\_\_\_ 9. \_\_\_\_\_

7. \_\_\_\_\_ 10. \_\_\_\_\_



### SPELLING WORDS

1. sat
2. felt
3. last
4. send
5. next
6. best
7. went
8. hand
9. stand
10. past
11. grand
12. stamp
13. belt
14. lend
15. checked


### SPELLING STRATEGY

#### Checking Twice

When you proofread, circle words that do not look right. Check your work twice to be sure you have not missed any mistakes.

**SPELLING WORDS**

1. sat
2. felt
3. last
4. send
5. next
6. best
7. went
8. hand
9. stand
10. past
11. grand
12. stamp
13. belt
14. lend
15. checked



► **Try It Out** Write a Spelling Word for each clue.

1. This word has five letters, has short *a*, and rhymes with damp. \_\_\_\_\_
2. This word has four letters, has short *e*, and rhymes with bend. \_\_\_\_\_
3. This word has four letters, has short *a*, and rhymes with band. \_\_\_\_\_
4. This word has four letters, has short *e*, and rhymes with rest. \_\_\_\_\_
5. This word has seven letters, has short *e*, and rhymes with pecked. \_\_\_\_\_

► **Word Search** Find and circle three Spelling Words with short *a* and three Spelling Words with short *e*. Write each word under the correct heading.

q	k	w	n	x	p
h	r	b	e	l	t
p	z	c	x	e	g
u	d	l	t	n	f
g	r	a	n	d	o
w	e	s	h	f	g
s	a	t	b	x	r

**Short a**

**Short e**

- |          |           |
|----------|-----------|
| 6. _____ | 9. _____  |
| 7. _____ | 10. _____ |
| 8. _____ | 11. _____ |

# Words with Short *i*, *o*, and *u*

► Write the Spelling Word that means the same or nearly the same as the given word.


- 1. pool \_\_\_\_\_
- 2. hop \_\_\_\_\_
- 3. plate \_\_\_\_\_
- 4. stones \_\_\_\_\_
- 5. choose \_\_\_\_\_
- 6. knock \_\_\_\_\_

► Write a Spelling Word for each clue.

- 7. the opposite of *to* \_\_\_\_\_
- 8. an animal that lives in water \_\_\_\_\_
- 9. worn on the feet \_\_\_\_\_
- 10. a large automobile \_\_\_\_\_
- 11. the second meal of the day \_\_\_\_\_

► Write the following Spelling Words: *thing*, *slip*, *inch*, *gift*. Use your best handwriting.

- 12. \_\_\_\_\_
- 13. \_\_\_\_\_
- 14. \_\_\_\_\_
- 15. \_\_\_\_\_

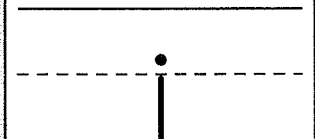


## SPELLING WORDS

- 1. slip
- 2. fish
- 3. pick
- 4. rocks
- 5. lunch
- 6. gift
- 7. thing
- 8. inch
- 9. truck
- 10. pond
- 11. from
- 12. jump
- 13. socks
- 14. dish
- 15. thump

### Handwriting

**Tip:** Be careful the letter *i* does not go above the midline, or it could look like the letter *l*.



Name \_\_\_\_\_

**SPELLING WORDS**

1. slip
2. fish
3. pick
4. rocks
5. lunch
6. gift
7. thing
8. inch
9. truck
10. pond
11. from
12. jump
13. socks
14. dish
15. thump

**SPELLING STRATEGY**

**Comparing Spellings**

When you're not sure how to spell a word, try writing it in different ways. Then choose the spelling that looks correct.

▶ Look at the two possible spellings. Circle the word that is misspelled. Then write the Spelling Word that is correct.

- |          |       |       |
|----------|-------|-------|
| 1. socks | soks  | _____ |
| 2. frum  | from  | _____ |
| 3. thump | thomp | _____ |
| 4. inch  | ench  | _____ |
| 5. dish  | desh  | _____ |
| 6. slep  | slip  | _____ |




▶ Complete the postcard. Circle the correct spelling. Then write each Spelling Word.

Dear Ben,

We rode to the (pond, pawnd) in my uncle's (trock, truck). The (fesh, fish) swim near the big (rawcks, rocks). Sometimes I can see them (jump, jomp) out of the water. I love to eat them for (lonch, lunch)!

Your friend,  
Casey

- |          |           |
|----------|-----------|
| 7. _____ | 10. _____ |
| 8. _____ | 11. _____ |
| 9. _____ | 12. _____ |




Name \_\_\_\_\_

- **Complete the Poem** Write Spelling Words to complete the silly poem. Use the underlined word in each pair of lines as a hint.

Carrots in a bunch

Ryan eats for (1) \_\_\_\_\_.



In his purple socks

Ryan jumps on (2) \_\_\_\_\_.

Nancy got stuck

In her father's (3) \_\_\_\_\_.

Maria got her wish—

She caught a great big (4) \_\_\_\_\_.

- **Rhyme Time!** On each line, write a Spelling Word that rhymes with the underlined word.

5. The boat began to drift. \_\_\_\_\_

6. Manuel is fond of cats. \_\_\_\_\_

7. Kerry can do a flip. \_\_\_\_\_

8. We are going to come  
home now. \_\_\_\_\_

9. My rabbit likes to munch  
carrots. \_\_\_\_\_

10. That clock has a loud tick. \_\_\_\_\_

11. My new shoes pinch my toes. \_\_\_\_\_

12. Did you hear the phone ring? \_\_\_\_\_

**SPELLING WORDS**

1. slip
2. fish
3. pick
4. rocks
5. lunch
6. gift
7. thing
8. inch
9. truck
10. pond
11. from
12. jump
13. socks
14. dish
15. thump


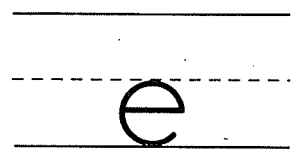
Name \_\_\_\_\_

## SPELLING WORDS

1. easy
2. grade
3. meet
4. late
5. seat
6. saved
7. pail
8. these
9. reach
10. name
11. raise
12. leave
13. gain
14. theme
15. scream

### Handwriting

**Tip:** Close up an *e*, so it does not look like a *c*.



## Words with Long a and e

► Write the Spelling Word that is the opposite of the given word.

1. lose \_\_\_\_\_
2. early \_\_\_\_\_
3. whisper \_\_\_\_\_
4. hard \_\_\_\_\_
5. lower \_\_\_\_\_
6. those \_\_\_\_\_
7. arrive \_\_\_\_\_

► Write the Spelling Word from the box that best completes each sentence.

name	pail	saved	grade
------	------	-------	-------

8. *Maria* is her first \_\_\_\_\_.
9. Next year I will be in fourth \_\_\_\_\_.
10. The farmer's \_\_\_\_\_ is full of milk.
11. Mike \_\_\_\_\_ five dollars in his bank.

► Write the following Spelling Words: *theme*, *seat*, *reach*, *meet*. Use your best handwriting.

12. \_\_\_\_\_
13. \_\_\_\_\_
14. \_\_\_\_\_
15. \_\_\_\_\_



Name \_\_\_\_\_

- Work with a partner to circle the five Spelling Words that do not look right to you. Write the correct spelling for each one.

1. graid          grade          \_\_\_\_\_
2. gain          gane          \_\_\_\_\_
3. sete          seat          \_\_\_\_\_
4. theas          these          \_\_\_\_\_
5. screme          scream          \_\_\_\_\_
6. raise          raize          \_\_\_\_\_

- Read the letter with a partner. Circle the six misspelled words. Then write the correct spellings on the lines below.

Dear Matt,

It took two hours to reche the lake. Each morning we rase the flag. We went fishing lait in the day. We put our bait in a pale of water. It is eesy to catch fish here. I don't ever want to leve!

Your friend,  
Jennifer

7. \_\_\_\_\_
8. \_\_\_\_\_
9. \_\_\_\_\_
10. \_\_\_\_\_
11. \_\_\_\_\_
12. \_\_\_\_\_

## SPELLING WORDS

1. easy
2. grade
3. meet
4. late
5. seat
6. saved
7. pail
8. these
9. reach
10. name
11. raise
12. leave
13. gain
14. theme
15. scream

## SPELLING STRATEGY

### Working Together

When you proofread, work with a partner. Read the words aloud as your partner looks at the spelling. Then switch jobs.

Name \_\_\_\_\_

## SPELLING WORDS

1. easy
2. grade
3. meet
4. late
5. seat
6. saved
7. pail
8. these
9. reach
10. name
11. raise
12. leave
13. gain
14. theme
15. scream

► **Try It Out** Add the letters that spell the vowel sounds to write Spelling Words. Then write the words.

1. m \_\_\_\_\_ t \_\_\_\_\_
2. gr \_\_\_\_\_ d \_\_\_\_\_
3. r \_\_\_\_\_ s \_\_\_\_\_
4. th \_\_\_\_\_ m \_\_\_\_\_
5. l \_\_\_\_\_ v \_\_\_\_\_
6. \_\_\_\_\_ sy \_\_\_\_\_
7. s \_\_\_\_\_ v \_\_\_\_\_ d \_\_\_\_\_

► **Rhyme Time!** On each line, write a Spelling Word that rhymes with the underlined word.

8. Stretch and \_\_\_\_\_ for the peach.
9. "Marco Polo" is the \_\_\_\_\_ of a game.
10. When I sail, I bring my \_\_\_\_\_.
11. Inez is \_\_\_\_\_ for our play date.
12. Take a \_\_\_\_\_ near the heat.



Harcourt

Name \_\_\_\_\_

## Words with Long *i* and *o*

► Write the Spelling Word that matches the meaning.


1. cracked in pieces \_\_\_\_\_
2. during the same time \_\_\_\_\_
3. go in the same direction \_\_\_\_\_
4. under \_\_\_\_\_
5. the act of flying \_\_\_\_\_
6. full of light \_\_\_\_\_

► Write a Spelling Word to complete each sentence.

7. I looked out the \_\_\_\_\_.
8. At what \_\_\_\_\_ does school begin?
9. These old pants are too \_\_\_\_\_.
10. Sun helps plants \_\_\_\_\_.
11. The ocean's \_\_\_\_\_ is high.

► Write the following Spelling Words: *show*, *stone*, *whole*, *close*. Use your best handwriting.

12. \_\_\_\_\_
13. \_\_\_\_\_
14. \_\_\_\_\_
15. \_\_\_\_\_



### SPELLING WORDS

1. tight
2. while
3. show
4. stone
5. bright
6. whole
7. window
8. time
9. follow
10. close
11. flight
12. tide
13. grow
14. broke
15. below

### Handwriting

**Tip:** Make sure the letter *o* does not look like an *a*.



Name \_\_\_\_\_

**SPELLING WORDS**

1. tight
2. while
3. show
4. stone
5. bright
6. whole
7. window
8. time
9. follow
10. close
11. flight
12. tide
13. grow
14. broke
15. below

**SPELLING STRATEGY**

**Rhyming Words**

Think about the sound of a word. Does it rhyme with a word you know? Use the spelling pattern of the rhyming word to try to spell the word.

► Circle the Spelling Word or Words that rhyme with the underlined word in each row. Then write the rhyming words below.


- |              |        |       |        |
|--------------|--------|-------|--------|
| <u>hose</u>  | close  | noise | choose |
| <u>light</u> | bright | chief | tight  |
| <u>lime</u>  | field  | time  | lip    |
| <u>blow</u>  | show   | house | grow   |

- |          |          |
|----------|----------|
| 1. _____ | 4. _____ |
| 2. _____ | 5. _____ |
| 3. _____ | 6. _____ |

► Circle the six misspelled words in the journal entry. Then write the Spelling Words correctly.

Wile I was at the beach, the tyde was high. I climbed up on a huge stoane and watched as the waves broake on the shore. Then a hoal flock of birds flew overhead. I wanted to follough them.

- |          |           |
|----------|-----------|
| 7. _____ | 10. _____ |
| 8. _____ | 11. _____ |
| 9. _____ | 12. _____ |



Harcourt

Name \_\_\_\_\_

► **Complete the Poem** Write rhyming Spelling Words to finish the poem.

Sue and Pat each have a dime,

They're at the theater right on (1) \_\_\_\_\_.

But Sue and Pat didn't know.

It's the day of the magic (2) \_\_\_\_\_!

Sue's frown becomes a smile.

The wait was worth her (3) \_\_\_\_\_.

Sue calls her brother on the phone.

"I just saw water turned to (4) \_\_\_\_\_!"

► **Change-a-Word** Add and subtract letters from the words below to write Spelling Words.

5. c + lose = \_\_\_\_\_

6. w + holes - s = \_\_\_\_\_

7. windy - y + ow = \_\_\_\_\_

8. fol + slow - s = \_\_\_\_\_

9. be + low = \_\_\_\_\_


10. bright - br + fl = \_\_\_\_\_

11. crime - cr + t = \_\_\_\_\_

12. g + row = \_\_\_\_\_

**SPELLING WORDS**

1. tight
2. while
3. show
4. stone
5. bright
6. whole
7. window
8. time
9. follow
10. close
11. flight
12. tide
13. grow
14. broke
15. below

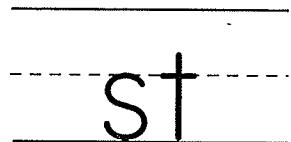


**SPELLING WORDS**

1. least
2. fast
3. just
4. burst
5. strip
6. stick
7. strike
8. artist
9. almost
10. student
11. strong
12. start
13. blast
14. step
15. street

**Handwriting**

**Tip:** When writing *st*, be sure the *t* does not look like an *l*.



**Words with *str* and *st***

► Write the Spelling Words that mean the same or nearly the same as the given words.

1. begin \_\_\_\_\_
2. nearly \_\_\_\_\_
3. hit \_\_\_\_\_
4. quick \_\_\_\_\_
5. roar \_\_\_\_\_
6. road \_\_\_\_\_

► Write a Spelling Word for each clue.

7. This is someone who paints. \_\_\_\_\_
8. This is someone who goes to school. \_\_\_\_\_
9. This is a small tree branch. \_\_\_\_\_
10. A balloon with too much air will do this. \_\_\_\_\_
11. To move one foot forward. \_\_\_\_\_

► Write the following Spelling Words: *least*, *just*, *strip*, *strong*. Use your best handwriting.

12. \_\_\_\_\_
13. \_\_\_\_\_
14. \_\_\_\_\_
15. \_\_\_\_\_

Name \_\_\_\_\_

► Look at each pair of spellings. Circle the word that is misspelled. Then check the word list, and write the correct spelling for each Spelling Word.

- |           |         |       |
|-----------|---------|-------|
| 1. stick  | sitck   | _____ |
| 2. almots | almost  | _____ |
| 3. artis  | artist  | _____ |
| 4. srtike | strike  | _____ |
| 5. least  | leas    | _____ |
| 6. sudent | student | _____ |
| 7. stepp  | step    | _____ |
| 8. strip  | srtip   | _____ |

► Read each pair of words. Circle the word that is misspelled. Then complete the sentence by writing the word correctly on the line.

- |        |       |   |
|--------|-------|---|
| juts   | just  | 9. There are _____<br>two crayons left. |
| fast   | fats  | 10. My bike is _____.                   |
| burts  | burst | 11. Look! My balloon<br>has _____.      |
| strong | stong | 12. Milk helps build<br>_____ bones.    |

## SPELLING WORDS

1. least
2. fast
3. just
4. burst
5. strip
6. stick
7. strike
8. artist
9. almost
10. student
11. strong
12. start
13. blast
14. step
15. street

## SPELLING STRATEGY

### Guessing and Checking

When you are not sure how to spell a word, make a guess. Then check to see whether your spelling is correct.

**SPELLING WORDS**


1. least
2. fast
3. just
4. burst
5. strip
6. stick
7. strike
8. artist
9. almost
10. student
11. strong
12. start
13. blast
14. step
15. street

► **Try It Out** Add the letters *str* or *st* and then write the Spelling Word.

1. bur \_\_\_\_\_
2. \_\_\_\_\_ eet
3. fa \_\_\_\_\_
4. \_\_\_\_\_ ip
5. ju \_\_\_\_\_
6. \_\_\_\_\_ ep

► **Smaller Words** Write the Spelling Words that have these smaller words in them.

7. ends with most \_\_\_\_\_
8. begins with star \_\_\_\_\_
9. ends with rip \_\_\_\_\_
10. begins with art \_\_\_\_\_
11. ends with last \_\_\_\_\_
12. ends with dent \_\_\_\_\_
13. ends with tick \_\_\_\_\_
14. ends with east \_\_\_\_\_





## Practice Test

► Read each sentence. Fill in the oval next to the correctly spelled word that completes each sentence.

1. We \_\_\_\_\_ to the beach last week.  
 wint       weant       went
2. He writes with his left \_\_\_\_\_.  
 hand       haind       hend
3. It was my turn at \_\_\_\_\_.  
 lasst       laist       last
4. My dad \_\_\_\_\_ my math homework.  
 checked       chacked       chicked
5. A man will \_\_\_\_\_ your ticket at the gate.  
 stemp       stimp       stamp
6. She caught a big \_\_\_\_\_ at the lake.  
 fish       fesh       fush
7. An \_\_\_\_\_ of snow fell today.  
 ench       anch       inch
8. We saw a turtle in the \_\_\_\_\_.  
 pund       pond       pand
9. He likes to \_\_\_\_\_ on rocks.  
 jump       jamp       jomp
10. They walked \_\_\_\_\_ their house to the park.  
 frum       from       frem

► Read each sentence. The underlined word is misspelled. Fill in the oval next to the correct spelling.

1. He saived a place for me in line.  
 sayved     saved     saeved
2. Have you read any of thees books?  
 these     thease     theese
3. You will gane ten points for each right answer.  
 gayne     gean     gain
4. I like brite colors.  
 britte     bright     bryte
5. His boots felt too tyte.  
 tiet     tite     tight
6. What tim does the game start?  
 tyme     tighm     time
7. Will you chowe me the way back?  
 show     showe     shoa
8. They painted the hoal fence.  
 whol     whole     howl
9. They live in the apartment belowe us.  
 below     beloaw     belo
10. Can you strick the nail with this hammer?  
 strike     streike     srike

# Words with *kn*, *wr*, *gh*, and *ph*

► Write a Spelling Word for each clue.

1. incorrect \_\_\_\_\_
2. tangle \_\_\_\_\_
3. a car accident \_\_\_\_\_
4. squeeze \_\_\_\_\_
5. an author \_\_\_\_\_
6. crinkle or crumple \_\_\_\_\_
7. tapped, as on a door \_\_\_\_\_
8. to cover with paper \_\_\_\_\_
9. a tool \_\_\_\_\_

► Write the Spelling Word that best completes each sentence.

10. Have you \_\_\_\_\_ your report?

11. I would have made cookies if I had  
\_\_\_\_\_ you were coming.

► Write the following Spelling Words: *laugh*,  
*sphere*, *enough*, and *rough*. Use your best  
handwriting.

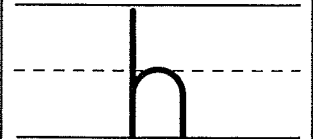
- |           |           |
|-----------|-----------|
| 12. _____ | 14. _____ |
| 13. _____ | 15. _____ |

## SPELLING WORDS

1. known
2. written
3. laugh
4. sphere
5. wreck
6. writer
7. wrong
8. wrap
9. wrench
10. knocked
11. knot
12. wring
13. enough
14. rough
15. wrinkle

### Handwriting

**Tip:** When writing an *h*, make sure it is open and not closed, so it does not look like a *b*.



**ING WORDS**

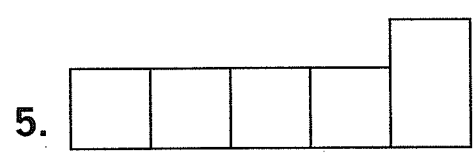
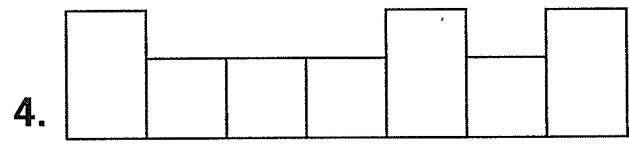
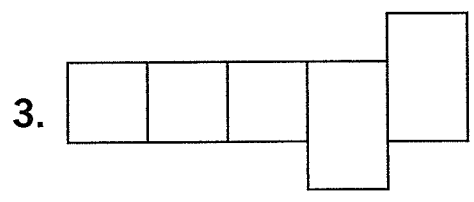
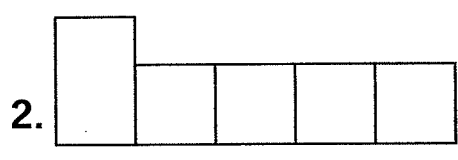
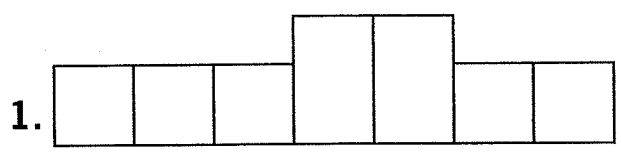
- known
- written
- 3. laugh
- 4. sphere
- 5. wreck
- 6. writer
- 7. wrong
- 8. wrap
- 9. wrench
- 10. knocked
- 11. knot
- 12. wring
- 13. enough
- 14. rough
- 15. wrinkle

**SPELLING STRATEGY**

**Word Shapes**  
To remember the spelling of a word, draw its shape. Then when you write the word, think of its shape.

Name \_\_\_\_\_

► Write the Spelling Word that fits in each word shape.



► Write the Spelling Words to complete the sentences.

- 6. I like to \_\_\_\_\_ at jokes.
- 7. There is a \_\_\_\_\_ in my shirt.
- 8. Do you have \_\_\_\_\_ money saved?
- 9. Did you \_\_\_\_\_ her present?
- 10. Tie a \_\_\_\_\_ in the rope.
- 11. The globe is shaped like a \_\_\_\_\_.

Name \_\_\_\_\_


► **Try It Out** Add letters to complete the Spelling Words. Then write the words.

1. \_\_\_\_\_ itten \_\_\_\_\_
2. lau \_\_\_\_\_ \_\_\_\_\_
3. \_\_\_\_\_ ot \_\_\_\_\_
4. \_\_\_\_\_ ing \_\_\_\_\_

► **Word Puzzle** Write Spelling Words to complete this puzzle. Use the clues to help you.

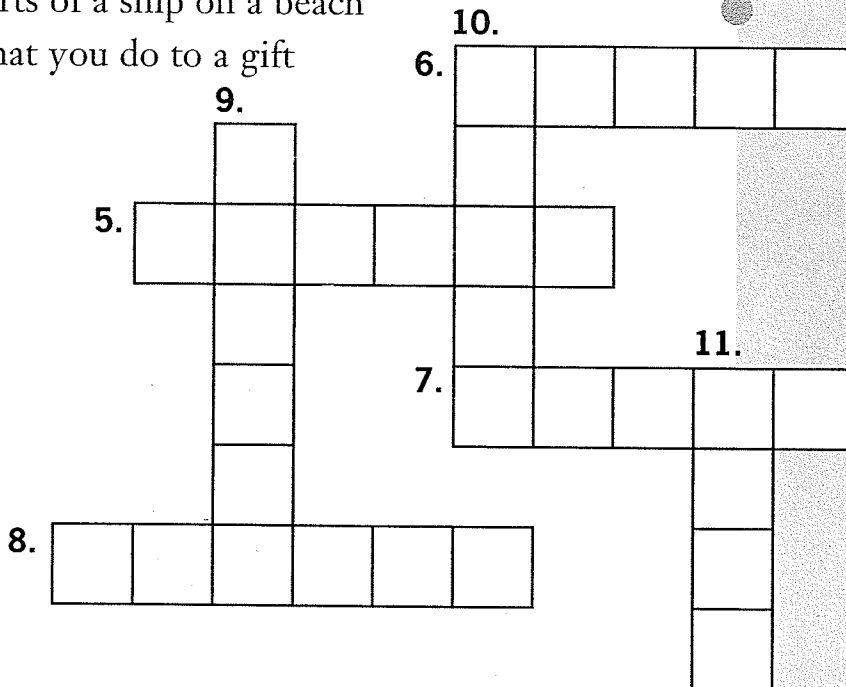
**ACROSS**

5. an author
6. not right
7. rhymes with *grown*
8. round, like the earth



**DOWN**

9. a tool for fixing things
10. parts of a ship on a beach
11. what you do to a gift



**SPELLING WORDS**

1. known
2. written
3. laugh
4. sphere
5. wreck
6. writer
7. wrong
8. wrap
9. wrench
10. knocked
11. knot
12. wring
13. enough
14. rough
15. wrinkle

**SPELLING WORDS**

1. shot
2. chance
3. match
4. watch
5. showed
6. shock
7. pushed
8. such
9. crash
10. chew
11. batch
12. hitched
13. sharp
14. mush
15. speech

**Handwriting**

**Tip:** Be sure not to slant your letters when you write.

\_\_\_\_\_

chew

\_\_\_\_\_

**Words with *sh*, *ch*, and *tch***

► Write a Spelling Word to complete each sentence.

1. That loud noise gave me quite a \_\_\_\_\_.
2. Have you ever heard \_\_\_\_\_ a racket?
3. Let's make a \_\_\_\_\_ of cookies.

► Put these words in alphabetical order.

match	showed	crash	watch
chew	sharp	pushed	speech

4. \_\_\_\_\_
5. \_\_\_\_\_
6. \_\_\_\_\_
7. \_\_\_\_\_
8. \_\_\_\_\_
9. \_\_\_\_\_
10. \_\_\_\_\_
11. \_\_\_\_\_

► Write the following Spelling Words: *shot*, *chance*, *hitched*, and *mush*. Use your best handwriting.

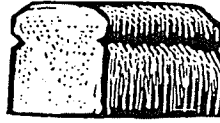
12. \_\_\_\_\_
13. \_\_\_\_\_
14. \_\_\_\_\_
15. \_\_\_\_\_

Name \_\_\_\_\_

- ▶ Circle the letters that complete the Spelling Words. Write the words.

One stormy night, Dad and I were making a ba(ch, tch) of bread. We heard a (sh, sch)arp rap on the door. Dad looked at his wa(ch, tch).

“Who could that be at su(ch, tch) a late hour?” he asked. Next the lights went out. Dad lit a ma(ch, tch). Then the door flew open. I was scared until Dad said that a gust of wind had pu(sht, shed) it open.



- 1. \_\_\_\_\_ 4. \_\_\_\_\_
- 2. \_\_\_\_\_ 5. \_\_\_\_\_
- 3. \_\_\_\_\_ 6. \_\_\_\_\_

- ▶ Write the Spelling Words you would find on a dictionary page with *shoal* and *showy* as guide words.

- 7. \_\_\_\_\_
- 8. \_\_\_\_\_
- 9. \_\_\_\_\_

- ▶ Write the Spelling Words you would find on a dictionary page with *champ* and *crate* as guide words.

- 10. \_\_\_\_\_
- 11. \_\_\_\_\_
- 12. \_\_\_\_\_



### SPELLING WORDS

- 1. shot
- 2. chance
- 3. match
- 4. watch
- 5. showed
- 6. shock
- 7. pushed
- 8. such
- 9. crash
- 10. chew
- 11. batch
- 12. hitched
- 13. sharp
- 14. mush
- 15. speech

### SPELLING STRATEGIES


#### Dictionary

*Guide words* tell the first and last entry words on the page of a dictionary.

Name \_\_\_\_\_

## SPELLING WORDS

1. shot
2. chance
3. match
4. watch
5. showed
6. shock
7. pushed
8. such
9. crash
10. chew
11. batch
12. hitched
13. sharp
14. mush
15. speech



► **Try It Out** Add letters to complete the Spelling Words. Then write the words.

1. \_\_\_\_\_ ock \_\_\_\_\_
2. pu \_\_\_\_\_ ed \_\_\_\_\_
3. ma \_\_\_\_\_ \_\_\_\_\_
4. mu \_\_\_\_\_ \_\_\_\_\_
5. spee \_\_\_\_\_ \_\_\_\_\_
6. hi \_\_\_\_\_ ed \_\_\_\_\_

► **Use the Clues** Write a Spelling Word for each clue.


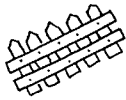
7. This word has six letters, has the letter *a*, and rhymes with dance. \_\_\_\_\_
8. This word has four letters, has the letter *u*, and rhymes with much. \_\_\_\_\_
9. This word has five letters, has the letter *a*, and rhymes with notch. \_\_\_\_\_
10. This word has six letters, has the letter *o*, and rhymes with snowed. \_\_\_\_\_
11. This word has four letters, has the letter *e*, and rhymes with blew. \_\_\_\_\_
12. This word has four letters, has the letter *o*, and rhymes with not. \_\_\_\_\_



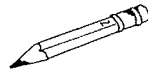
Name \_\_\_\_\_

## Words with /s/ and /j/

- Write the Spelling Word that matches each picture.



1. \_\_\_\_\_ 3. \_\_\_\_\_ 5. \_\_\_\_\_



2. \_\_\_\_\_ 4. \_\_\_\_\_ 6. \_\_\_\_\_

- Write the Spelling Word that matches each word or group of words.

7. to make someone do something \_\_\_\_\_  
8. where astronauts go \_\_\_\_\_  
9. a room for doing work \_\_\_\_\_  
10. to thrill \_\_\_\_\_  
11. a motor \_\_\_\_\_

- Write the following Spelling Words: *ginger*, *badge*, *range*, and *huge*. Use your best handwriting.

12. \_\_\_\_\_ 14. \_\_\_\_\_  
13. \_\_\_\_\_ 15. \_\_\_\_\_

## SPELLING WORDS

- space
- stage
- huge
- fence
- price
- police
- office
- engine
- badge
- pencil
- excite
- force
- range
- ginger
- giraffe

### Handwriting

**Tip:** Be sure the letter *g* does not look like a *q*.

g

Name \_\_\_\_\_

## SPELLING WORDS

1. space
2. stage
3. huge
4. fence
5. price
6. police
7. office
8. engine
9. badge
10. pencil
11. excite
12. force
13. range
14. ginger
15. giraffe

## SPELLING STRATEGY

### Classifying Errors

When you proofread, keep a list of your spelling errors. Notice the kinds of mistakes you usually make. Look out for these kinds of errors in your work.

- What's wrong with each word in the box? Follow the directions to write the Spelling Words correctly.

jinjer spaec exsite fense ranje pried

Change the consonant *s* to correct two words.  
Change the consonant *j* to correct two words.  
Reverse two letters to correct two words.

- |          |          |
|----------|----------|
| 1. _____ | 4. _____ |
| 2. _____ | 5. _____ |
| 3. _____ | 6. _____ |

- Read Kevin's report. Circle six words that do not look right. Check the spelling. Then write the misspelled words correctly.

On Friday's field trip, we visited a polic station. There was a huj offise with computers and a short-wave radio. We signed our names with a weird pensil before we left. We met several nice officers who are on the fors. One of them showed us her baj.

- |          |           |
|----------|-----------|
| 7. _____ | 10. _____ |
| 8. _____ | 11. _____ |
| 9. _____ | 12. _____ |

Name \_\_\_\_\_

► **Fun with Words** Proofread the tongue twisters. Circle the spelling error in each one. Then write the misspelled words correctly.


1. Fred found five fresh fish on a fense. \_\_\_\_\_
2. An enormous enjine pulled an elephant easily. \_\_\_\_\_
3. Prince Paul paid a pretty prise for the plump puppies. \_\_\_\_\_
4. Pretty Polly Parrot went patrolling with the polise. \_\_\_\_\_
5. The odd octopus opened an offise in October. \_\_\_\_\_
6. George the jiraffe is a genuinely gentle giant. \_\_\_\_\_
7. Reindeer roam the ranje near the Rusty-R Ranch. \_\_\_\_\_

► **Word Groups** Write the Spelling Word that best fits with each group of words.

8. small, large, tiny, \_\_\_\_\_
9. eraser, paper, pen, \_\_\_\_\_
10. play, scene, actor, \_\_\_\_\_
11. rocket, planet, stars, \_\_\_\_\_

## SPELLING WORDS

1. space
2. stage
3. huge
4. fence
5. price
6. police
7. office
8. engine
9. badge
10. pencil
11. excite
12. force
13. range
14. ginger
15. giraffe


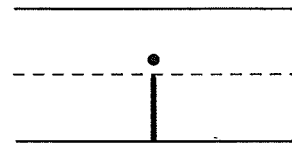


**SPELLING WORDS**

1. joyful
2. choice
3. voice
4. joint
5. moist
6. spoil
7. royal
8. annoy
9. noise
10. employ
11. soil
12. loyal
13. boiled
14. destroy
15. pointy

**Handwriting**

**Tip:** Make sure your *is* don't look like *ls*.



# Words with /oi/

► Write a Spelling Word for each clue.

1. used in speaking \_\_\_\_\_
2. like a king or queen \_\_\_\_\_
3. a loud sound \_\_\_\_\_
4. to hire for work \_\_\_\_\_
5. slightly wet \_\_\_\_\_
6. to wreck something completely \_\_\_\_\_
7. very happy \_\_\_\_\_

► Write the Spelling Word that means the same or nearly the same as the given word.

8. bother \_\_\_\_\_
9. rot \_\_\_\_\_
10. sharp \_\_\_\_\_
11. faithful \_\_\_\_\_

► Write the following Spelling Words: *choice*, *joint*, *soil* and *boiled*. Use your best handwriting.

12. \_\_\_\_\_
13. \_\_\_\_\_
14. \_\_\_\_\_
15. \_\_\_\_\_

Name \_\_\_\_\_

► Look at the two possible spellings. Circle the words that are misspelled. Then write the Spelling Word that is correct.

- |           |        |       |
|-----------|--------|-------|
| 1. voice  | voyce  | _____ |
| 2. soyl   | soil   | _____ |
| 3. annoi  | annoy  | _____ |
| 4. noise  | noyse  | _____ |
| 5. roial  | royal  | _____ |
| 6. employ | emploi | _____ |
| 7. pointy | poynty | _____ |
| 8. boyled | boiled | _____ |

► Read the diary entry. Circle the six misspelled words. Then write the correct spellings.

May 26  
It was Ted's idea to pretend to be cowboys. I had a choyce. I could have said no. We ended up falling into a moyst riverbed. Now my knee joiynt is sore. On top-of that, I lost my hat. I try to be a loial friend, but getting hurt is not a joiful thing. It can spoyal the fun.

- |           |           |
|-----------|-----------|
| 9. _____  | 12. _____ |
| 10. _____ | 13. _____ |
| 11. _____ | 14. _____ |

## SPELLING WORDS

- joyful
- choice
- voice
- joint
- moist
- spoil
- royal
- annoy
- noise
- employ
- soil
- loyal
- boiled
- destroy
- pointy

## SPELLING STRATEGY

### Using a Dictionary

Use a dictionary to correct misspelled words. Use guide words to find words quickly.


**SPELLING WORDS**

1. joyful
2. choice
3. voice
4. joint
5. moist
6. spoil
7. royal
8. annoy
9. noise
10. employ
11. soil
12. loyal
13. boiled
14. destroy
15. pointy

► **Name That Word** Draw a line to connect the Spelling Word to its clue. Then write the word on the line below.



moist



pointy

rhymes with *voice*

annoy

a little wet

boiled

bother

joint

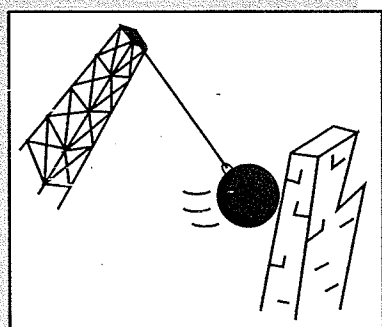
rhymes with *spoiled*

choice

- |          |          |
|----------|----------|
| 1. _____ | 4. _____ |
| 2. _____ | 5. _____ |
| 3. _____ | 6. _____ |

► **Word Math** Add and subtract letters from the words below to write Spelling Words.

7. dew - w + stroy = \_\_\_\_\_
8. void - d + ce = \_\_\_\_\_
9. no + ise = \_\_\_\_\_
10. employer - er = \_\_\_\_\_
11. row - w + yal = \_\_\_\_\_
12. join + t = \_\_\_\_\_
13. cho + ice = \_\_\_\_\_



Name \_\_\_\_\_

## Words with /ou/

► Write a Spelling Word to complete each sentence.

1. Ms. Wang is \_\_\_\_\_ of her class.
2. Hundreds of people \_\_\_\_\_ into the tiny space.
3. She ran \_\_\_\_\_ the track.
4. Cover your eyes and \_\_\_\_\_ to ten.

► Write the Spelling Word that best completes each group.

5. yelled, screamed, \_\_\_\_\_
6. quiet, noisy, \_\_\_\_\_
7. water, drink, \_\_\_\_\_
8. cabin, hut, \_\_\_\_\_
9. noise, voice, \_\_\_\_\_
10. hop, jump, \_\_\_\_\_
11. north, east, \_\_\_\_\_

► Write the following Spelling Words: *however, howl, growl, and crown*. Use your best handwriting.

12. \_\_\_\_\_
13. \_\_\_\_\_
14. \_\_\_\_\_
15. \_\_\_\_\_

## SPELLING WORDS

1. crown
2. proud
3. however
4. count
5. crowded
6. around
7. south
8. loud
9. house
10. shouted
11. howl
12. growl
13. bounce
14. fountain
15. sound

### Handwriting

**Tip:** Make sure a *w* does not look like a *v*.

W

Name \_\_\_\_\_

## SPELLING WORDS

1. crown
2. proud
3. however
4. count
5. crowded
6. around
7. south
8. loud
9. house
10. shouted
11. howl
12. growl
13. bounce
14. fountain
15. sound

## SPELLING STRATEGY

### Placeholder Spelling

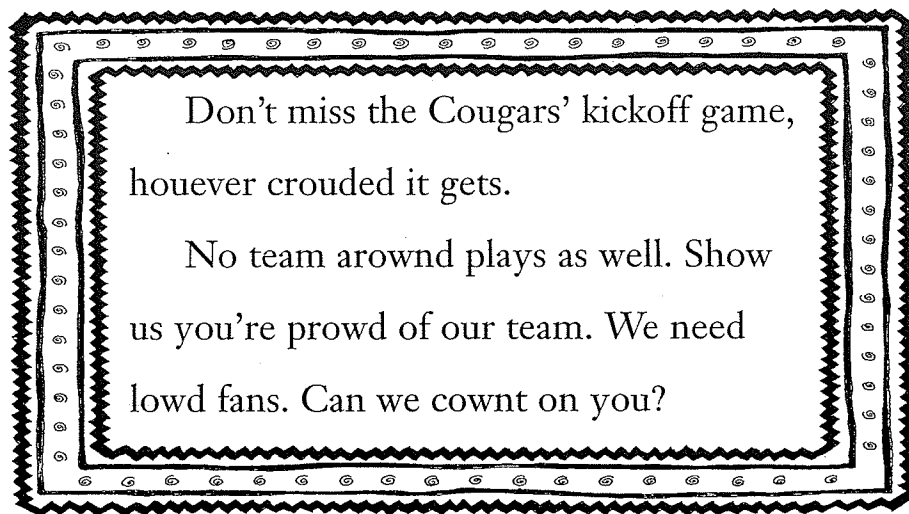
When you are not sure how to spell a word, write the word the way it sounds, and circle it. Then look up the correct spelling in a dictionary before you write the final draft.

- Circle six words that do not look right. Check the spelling. Then write the misspelled words correctly.

bounce	croun	sownd
showted	howl	fountain
sowth	howse	growl

- |          |          |
|----------|----------|
| 1. _____ | 4. _____ |
| 2. _____ | 5. _____ |
| 3. _____ | 6. _____ |

- Read the poster. Circle six words that do not look right. Then write the misspelled words correctly.




- |          |           |
|----------|-----------|
| 7. _____ | 10. _____ |
| 8. _____ | 11. _____ |
| 9. _____ | 12. _____ |



► **Word Puzzle** Write Spelling Words to complete this puzzle. Use the letters to help you.

				6. p					
		3. r							d
		5. h							
	4. c		w						d
1. s			t						
	w								




**SPELLING WORDS**

1. crown
2. proud
3. however
4. count
5. crowded
6. around
7. south
8. loud
9. house
10. shouted
11. howl
12. growl
13. bounce
14. fountain
15. sound

► **Smaller Words** Write the Spelling Words that have these smaller words in them.

7. begins with grow \_\_\_\_\_
8. ends with ever \_\_\_\_\_
9. begins with crow \_\_\_\_\_
10. ends with ounce \_\_\_\_\_
11. ends with owl \_\_\_\_\_
12. ends with in \_\_\_\_\_



Harcourt

# Practice Test

► Read each sentence. Decide if the spelling of the underlined word is correct or incorrect. Fill in the oval next to the correct answer.

1. My brother knocked on the door three times.  
 correct     incorrect
2. We saw a train reck on television.  
 correct     incorrect
3. Our planet is a sphere.  
 correct     incorrect
4. We used ruff sandpaper on the wood.  
 correct     incorrect
5. The letter was written in code.  
 correct     incorrect
6. He is nowne for his funny jokes.  
 correct     incorrect
7. Jan chot a perfect basket to win the game.  
 correct     incorrect
8. Do your socks match?  
 correct     incorrect
9. They did not have enough time to finish.  
 correct     incorrect
10. I jumped when I heard the crash of lightning.  
 correct     incorrect

Name \_\_\_\_\_

► Read each sentence. Fill in the oval next to the correctly spelled word that completes each sentence.

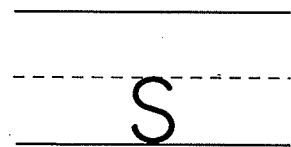
1. Would you like to travel into outer \_\_\_\_\_?  
 space     spas     spase
2. He used a \_\_\_\_\_ to draw the rocket.  
 pensil     pencil     pencil
3. Where is the \_\_\_\_\_ station?  
 polise     police     poleece
4. We saw \_\_\_\_\_ waves on the ocean.  
 huje     huege     huge
5. A strong wind can \_\_\_\_\_ small boats.  
 destroy     destroi     distroy
6. Ted was \_\_\_\_\_ on his birthday.  
 joiyful     joiful     joyful
7. Don't \_\_\_\_\_ the surprise!  
 spoil     spoyl     spiol
8. The new company will \_\_\_\_\_ fifty people.  
 imploy     emploi     employ
9. She is \_\_\_\_\_ to her family and friends.  
 loyal     loiyf     loif
10. Please lower your \_\_\_\_\_.  
 voyce     vois     voice

**SPELLING WORDS**

1. brother's
2. brothers
3. uncle's
4. uncles
5. sister's
6. sisters
7. sisters'
8. man's
9. men's
10. child's
11. girls
12. girl's
13. girls'
14. mine
15. yours

**Handwriting**

**Tip:** Be careful not to close up the space when writing an *s*.



**Possessives and Plurals**

► Write the Spelling Word that best completes each pair of sentences.

1. The shoes belong to the girls.

They are the \_\_\_\_\_ shoes.

2. The toy belongs to the child.

It is the \_\_\_\_\_ toy.

3. The book belongs to my uncle.

It is my \_\_\_\_\_ book.

4. The hat belongs to the man.

It is the \_\_\_\_\_ hat.



5. This pen belongs to you.

This pen is \_\_\_\_\_.

6. The dresses belong to the sisters.

These are the \_\_\_\_\_ dresses.

► Put these words in alphabetical order.

sisters    girls    uncles    mine    brothers

7. \_\_\_\_\_                      10. \_\_\_\_\_

8. \_\_\_\_\_                      11. \_\_\_\_\_

9. \_\_\_\_\_

► Write the following Spelling Words: *brother's*, *sister's*, *men's*, and *girl's*. Use your best handwriting.

12. \_\_\_\_\_                      14. \_\_\_\_\_

13. \_\_\_\_\_                      15. \_\_\_\_\_

Name \_\_\_\_\_

► Choose the word that correctly completes each sentence. Write the word on the line.

1. Ellie wore her (sister's, sisters) dress.

\_\_\_\_\_

2. We are looking for my (brother's, brothers) mitt.



3. The (mens, men's) choir sang in the evening.

\_\_\_\_\_

4. He forgot a snack, so I gave him some of (mines, mine).


\_\_\_\_\_

5. Is this blue sweater (yours, your's)?

\_\_\_\_\_

► Add s, 's, or ' to each numbered word to make a Spelling Word. Then write the word.

Come to our family party. The (6) (uncle)
will make the cakes and pies. All of the
(7) (brother) will bring hot dogs. The
(8) (girl) will bring juice. We can all ride to the
picnic grounds in my three (9) (sisters) cars.



6. \_\_\_\_\_

8. \_\_\_\_\_

7. \_\_\_\_\_

9. \_\_\_\_\_

## SPELLING WORDS

1. brother's
2. brothers
3. uncle's
4. uncles
5. sister's
6. sisters
7. sisters'
8. man's
9. men's
10. child's
11. girls
12. girl's
13. girls'
14. mine
15. yours

## SPELLING STRATEGY





### Plurals and Possessives Rules

Add *s* to a word to make it mean more than one (plural). To show ownership (possessive), add an apostrophe or an apostrophe and an *s*.

**SPELLING WORDS**

- 1. brother's
- 2. brothers
- 3. uncle's
- 4. uncles
- 5. sister's
- 6. sisters
- 7. sisters'
- 8. man's
- 9. men's
- 10. child's
- 11. girls
- 12. girl's
- 13. girls'
- 14. mine
- 15. yours

► **Picture Clues** Write the Spelling Word that matches each picture.



► **Complete the Phrase** Read each phrase and the two answer choices. Write the correct Spelling Word on the line.

- 5. two (sister's, sisters') bicycles \_\_\_\_\_
- 6. one (man's, men's) job \_\_\_\_\_
- 7. my (uncle's, uncles) shoe \_\_\_\_\_
- 8. one (girls, girl's) room \_\_\_\_\_
- 9. four (girls, girls') parents \_\_\_\_\_
- 10. one (childs, child's) friend \_\_\_\_\_

# Words with /ô/

► Write Spelling Words from the box to complete the story.

taught    song    because    pause    crawl

We had a family talent show. My baby brother had just learned to (1) \_\_\_\_\_, so he did that. My sister sang a (2) \_\_\_\_\_. Dad had (3) \_\_\_\_\_ me the drums, but I had to (4) \_\_\_\_\_ in the middle of my act. My mom clapped loudly (5) \_\_\_\_\_, she said, everyone was great.

► Write a Spelling Word for each clue.

- 6. sunrise \_\_\_\_\_
- 7. rhymes with *dawn* \_\_\_\_\_
- 8. rule \_\_\_\_\_
- 9. a kind of bird \_\_\_\_\_
- 10. writer \_\_\_\_\_
- 11. clothes that need to be washed \_\_\_\_\_

► Write the following Spelling Words: *soft*, *lost*, *long*, and *frost*. Use your best handwriting.

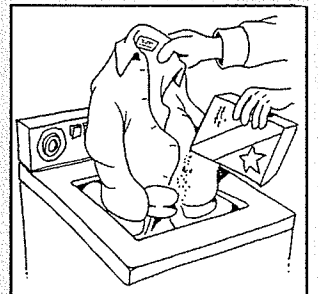
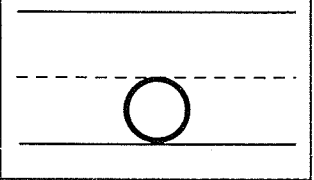
- 12. \_\_\_\_\_
- 13. \_\_\_\_\_
- 14. \_\_\_\_\_
- 15. \_\_\_\_\_

## SPELLING WORDS

1. song
2. law
3. because
4. soft
5. dawn
6. crawl
7. lost
8. taught
9. long
10. pause
11. frost
12. lawn
13. hawk
14. laundry
15. author

### Handwriting

**Tip:** Make sure your *os* do not look like *as*.



**SPELLING WORDS**

1. song
2. law
3. because
4. soft
5. dawn
6. crawl
7. lost
8. taught
9. long
10. pause
11. frost
12. lawn
13. hawk
14. laundry
15. author

**SPELLING STRATEGY**

**Sounds and Letters**

If a word does not look right, say the word. Listen for the vowel sound. Think of other letters that can spell the same sound.

- What's wrong with each word in the box? Follow the directions to write the Spelling Words correctly.

becuase	craul	sawng
luandry	frawst	lau

Change *au* to *aw* to correct two words.


Change *aw* to *o* to correct two words.

Reverse two letters to correct two words.

- |          |          |
|----------|----------|
| 1. _____ | 4. _____ |
| 2. _____ | 5. _____ |
| 3. _____ | 6. _____ |

- Read the story. Circle the six misspelled words, and then write the correct spellings on the lines below.

Lin got up before daun. She looked out her window and was surprised. A hok was sitting on her front laun. Lin thought the big bird looked lawst. She saw the bird flap its wings, turn its head toward her, and pawse. Then the bird flew away. "So laung, pretty bird," Lin whispered.



- |          |           |
|----------|-----------|
| 7. _____ | 10. _____ |
| 8. _____ | 11. _____ |
| 9. _____ | 12. _____ |



Name \_\_\_\_\_

► **Use the Clues** Write a Spelling Word for each clue.

1. This word tells how a baby's blanket feels.  
\_\_\_\_\_
2. This word is the opposite of *short*. \_\_\_\_\_
3. This word names something you do with your hands and knees. \_\_\_\_\_
4. This word goes with *lose* and *losing*.  
\_\_\_\_\_
5. This word names someone who writes.  
\_\_\_\_\_
6. This word names a place where grass grows. \_\_\_\_\_
7. This word goes with *teach* and *teaching*.  
\_\_\_\_\_

► **Rhyme Time** On each line, write a Spelling Word that rhymes with the underlined words.

8. Is it wrong to sing a long \_\_\_\_\_?
9. I saw a fawn on the lawn at \_\_\_\_\_.
10. The couch in the loft of Mr. Croft is \_\_\_\_\_.
11. A judge saw a flaw in the new \_\_\_\_\_.
12. Don't gawk at the \_\_\_\_\_, or it will squawk.

**SPELLING WORDS**

1. song
2. law
3. because
4. soft
5. dawn
6. crawl
7. lost
8. taught
9. long
10. pause
11. frost
12. lawn
13. hawk
14. laundry
15. author



**SPELLING WORDS**

1. boots
2. grouped
3. shook
4. school
5. looked
6. hood
7. choose
8. brook
9. zoomed
10. balloon
11. loose
12. soot
13. understood
14. cartoon
15. afternoon

**Handwriting**

**Tip:** Be sure to space your letters properly.

soot

**Words with /oo/ and /ōō/**

► Write the Spelling Word that matches each picture.

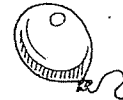
1. \_\_\_\_\_



2. \_\_\_\_\_



3. \_\_\_\_\_



4. \_\_\_\_\_



► Write the Spelling Words that mean the same or nearly the same as the given words.

5. comic \_\_\_\_\_

6. stream \_\_\_\_\_

7. baggy \_\_\_\_\_

8. knew \_\_\_\_\_

9. glanced \_\_\_\_\_

10. shivered \_\_\_\_\_

11. pick \_\_\_\_\_

► Write the following Spelling Words: *grouped*, *zoomed*, *soot*, and *afternoon*. Use your best handwriting.

12. \_\_\_\_\_ 14. \_\_\_\_\_

13. \_\_\_\_\_ 15. \_\_\_\_\_

Name \_\_\_\_\_

► Write a Spelling Word that rhymes.

1. boomed \_\_\_\_\_
2. foot \_\_\_\_\_
3. roots \_\_\_\_\_
4. pool \_\_\_\_\_
5. cooked \_\_\_\_\_
6. goose \_\_\_\_\_



► Write the Spelling Word that is correct.

7. We (**grouped, grooped**) the children by threes for our field trip. \_\_\_\_\_
8. There is a (**brook, brouk**) behind our house. \_\_\_\_\_
9. I have soccer practice this (**afternoun, afternoon**). \_\_\_\_\_
10. Wear the jacket with the (**hood, houd**). \_\_\_\_\_
11. No one (**understoud, understood**) the question. \_\_\_\_\_
12. What is your favorite (**cartune, cartoon**)? \_\_\_\_\_

**SPELLING WORDS**

1. boots
2. grouped
3. shook
4. school
5. looked
6. hood
7. choose
8. brook
9. zoomed
10. balloon
11. loose
12. soot
13. understood
14. cartoon
15. afternoon

**SPELLING STRATEGY**

**Rhyming Words**


If you are unsure how to spell a word, think of a rhyming word that you know how to spell. Try that ending.

Name \_\_\_\_\_

**SPELLING WORDS**

1. boots
2. grouped
3. shook
4. school
5. looked
6. hood
7. choose
8. brook
9. zoomed
10. balloon
11. loose
12. soot
13. understood
14. cartoon
15. afternoon

► **Categories** Read the label on each balloon. Write the Spelling Words that belong on that balloon.



► **Use the Clues** Write a Spelling Word for each clue.

14. I am often carried by a clown. Pop me and I will come down. \_\_\_\_\_

15. When it rains, you wear these on your feet. With a raincoat your outfit is complete.

\_\_\_\_\_

Name \_\_\_\_\_

## Words with /är/

► Write a Spelling Word for each clue.

1. a large fish with sharp teeth \_\_\_\_\_
2. began \_\_\_\_\_
3. the sound a dog makes \_\_\_\_\_
4. an event where people gather to have fun \_\_\_\_\_
5. able to think quickly \_\_\_\_\_
6. forgive \_\_\_\_\_

► Write the Spelling Word that could take the place of each group of words.

7. floor covering \_\_\_\_\_
8. shining object in the sky \_\_\_\_\_
9. place where farm animals are kept \_\_\_\_\_
10. grassy place with trees \_\_\_\_\_
11. small flaky crust with fruit filling \_\_\_\_\_

► Write the following Spelling Words: *card*, *mark*, *barber*, and *farther*. Use your best handwriting.

- |           |           |
|-----------|-----------|
| 12. _____ | 14. _____ |
| 13. _____ | 15. _____ |


## SPELLING WORDS

1. started
2. card
3. park
4. smart
5. star
6. shark
7. mark
8. barber
9. party
10. pardon
11. bark
12. tart
13. carpet
14. farther
15. barn

### Handwriting

**Tip:** Be sure your letters sit evenly on the bottom line.

star



Name \_\_\_\_\_

## SPELLING WORDS

1. started
2. card
3. park
4. smart
5. star
6. shark
7. mark
8. barber
9. party
10. pardon
11. bark
12. tart
13. carpet
14. farther
15. barn

► Say aloud each word below. Circle and write the word in each row that is spelled correctly.

1. barn      baurn      barne      \_\_\_\_\_
2. pordon    pardon    pahdon    \_\_\_\_\_
3. parke      paurk      park      \_\_\_\_\_
4. frather    farther    fahther    \_\_\_\_\_
5. started    strated    staurted    \_\_\_\_\_
6. barke      baurk      bark      \_\_\_\_\_

► Read the invitation. Circle the six misspelled words. Then write the correct spellings on the lines below.

## SPELLING STRATEGY

### Careful Pronunciation

When you are proofreading and are not sure of the spelling of a word, say the word aloud. Think about the letters that usually make those sounds.

Dear Mom and Dad,

You are invited to a paury in our classroom. We will show you our reports on the tiger shrak. You will see how smart we are. We will put on a play about a lost staur. Please mark this day on a carde: Monday, at 7 P.M.

7. \_\_\_\_\_
8. \_\_\_\_\_
9. \_\_\_\_\_
10. \_\_\_\_\_
11. \_\_\_\_\_
12. \_\_\_\_\_



**SPELLING WORDS**

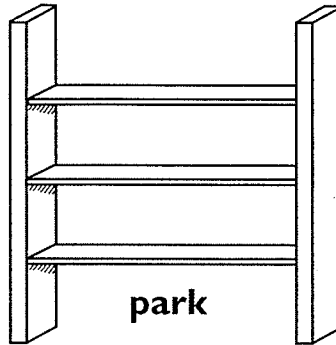
► **Word Ladders** Make a Spelling Word for each rung of the ladder by changing letters as directed. Start at the bottom of each ladder.

3. - sm + c - t + d

2. - p + sm - y

1. - k + ty

**Start here**




6. + ted

5. - sh + st - k

4. - m + sh

**Start here**



1. started
2. card
3. park
4. smart
5. star
6. shark
7. mark
8. barber
9. party
10. pardon
11. bark
12. tart
13. carpet
14. farther
15. barn

► **Word Groups** Write the Spelling Word that best fits with each group of words below.

7. pie      cookie

cake	_____
------	-------

10. walls      wallpaper

floor	_____
-------	-------

8. close      closer

far	_____
-----	-------

11. chair      scissors


hair	_____
------	-------

9. meow      quack

moo	_____
-----	-------

12. people      house

horses	_____
--------	-------




**SPELLING WORDS**

1. bear
2. tear
3. haircut
4. stairs
5. wear
6. airplane
7. compare
8. repair
9. pear
10. prepare
11. stare
12. glare
13. sharing
14. fairy
15. aware

**Handwriting**

**Tip:** Close the letter *a* so that it does not look like the letter *u*.



**Words with /âr/**

► Write a Spelling Word to complete each sentence.

1. I went to the barber to get a \_\_\_\_\_.
2. The pilot flies an \_\_\_\_\_.
3. A \_\_\_\_\_ is a fruit.
4. She will \_\_\_\_\_ her new sweater.
5. Cinderella had a \_\_\_\_\_ godmother.
6. We went to another store to \_\_\_\_\_ prices.

► Write a Spelling Word for each clue.

7. This is another word for *fix*. \_\_\_\_\_
8. a large animal that growls \_\_\_\_\_
9. These are a set of steps. \_\_\_\_\_
10. You are this when you know what is going on around you. \_\_\_\_\_
11. This is a rip in a piece of cloth. \_\_\_\_\_

► Write the following Spelling Words: *glare*, *prepare*, *stare*, and *sharing*. Use your best handwriting.

- |           |           |
|-----------|-----------|
| 12. _____ | 14. _____ |
| 13. _____ | 15. _____ |



Name \_\_\_\_\_

- **Proofread each sentence backward (from right to left). Circle the two errors in each sentence. Then write the Spelling Words correctly.**

1-2. Please be awair of the tair in my coat.

3-4. What should we wair on the airplan?

5-6. How would you compair an elf and a fary?

1. \_\_\_\_\_ 4. \_\_\_\_\_

2. \_\_\_\_\_ 5. \_\_\_\_\_

3. \_\_\_\_\_ 6. \_\_\_\_\_

- **Read the story. Circle the six misspelled words. Then write the correct spellings.**

### The Three Bears Come Home

Mama Bear looked at the three empty bowls. "I don't mind shaering," she said, "but this isn't fair." Then the three bears went up the stears and found Goldilocks. "Look who's sleeping in my bed!" cried the baby baer. Goldilocks woke up and screamed. "Hush," said Mama Bear. "We won't hurt you. Don't stayre at me. Help me prepair some more porridge. Then help Daddy Bear repear the chair you broke. Then you can go home."

7. \_\_\_\_\_ 10. \_\_\_\_\_

8. \_\_\_\_\_ 11. \_\_\_\_\_

9. \_\_\_\_\_ 12. \_\_\_\_\_

## SPELLING WORDS

1. bear
2. tear
3. haircut
4. stairs
5. wear
6. airplane
7. compare
8. repair
9. pear
10. prepare
11. stare
12. glare
13. sharing
14. fairy
15. aware

## SPELLING STRATEGY

### Reading Backward

When you proofread, try reading backward to spot errors.

Start with the last word and end with the first.

Name \_\_\_\_\_

## SPELLING WORDS

1. bear
2. tear
3. haircut
4. stairs
5. wear
6. airplane
7. compare
8. repair
9. pear
10. prepare
11. stare
12. glare
13. sharing
14. fairy
15. aware

► **Label the Pictures** Write Spelling Words that finish each sentence and tell about each picture.

A (1) \_\_\_\_\_




holds a (2) \_\_\_\_\_.

I (3) \_\_\_\_\_



to give the boy a (4) \_\_\_\_\_.

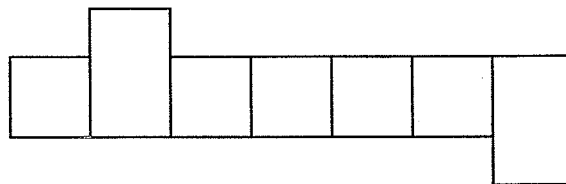
I can't (5) \_\_\_\_\_ this shirt.



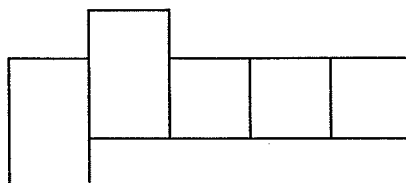
It has a (6) \_\_\_\_\_.

► **Word Shapes** Write a Spelling Word in each word shape.

7.



8.



# Practice Test

► Read the sentence. Find the underlined word that is spelled correctly. Fill in the oval next to the correct spelling.

1. My sisters chair is next to mine.  
 sisters       mine
2. The dog in the cartoun zoomed across the screen.  
 cartoun       zoomed
3. We watched the balloon float over the brooke.  
 balloon       brooke
4. Don't stayre at his bad haircut.  
 stayre       haircut
5. The dog started to bahrk when we drove away.  
 started       bahrk
6. Do you know a long sawng we can sing?  
 long       sawng
7. The awthor wrote about the new law.  
 awthor       law
8. Dad taught me how to do the lawndry.  
 taught       lawndry
9. The frawst on the lawn sparkled in the sun.  
 frawst       lawn
10. I am late because I got laust.  
 because       laust
11. He shouk the soot from his clothes.  
 shouk       soot

► Read each group of words. Find the word in each group that is spelled correctly. Fill in the circle next to that word.

- 1 (A) looce  
 (B) loose  
 (C) losse  
 (D) loos

- 2 (F) grooped  
 (G) grewped  
 (H) grouped  
 (J) groupt

- 3 (A) hud  
 (B) hood  
 (C) hude  
 (D) hoode

- 4 (F) staire  
 (G) stawr  
 (H) starr  
 (J) star

- 5 (A) barn  
 (B) barne  
 (C) bairn  
 (D) bahrn

- 6 (F) airplain  
 (G) airplane  
 (H) areplane  
 (J) airplain

- 7 (A) shark  
 (B) sharke  
 (C) shrak  
 (D) shork

- 8 (F) baer  
 (G) bear  
 (H) beare  
 (J) bair

- 9 (A) awair  
 (B) aware  
 (C) awar  
 (D) aware

- 10 (F) repayre  
 (G) repare  
 (H) repair  
 (J) repear

- 11 (A) farther  
 (B) forther  
 (C) ferther  
 (D) faerther

- 12 (F) barbar  
 (G) bareber  
 (H) bahber  
 (J) barber

Name \_\_\_\_\_

## Words with /ôr/

- Write Spelling Words to complete the story.

I like to get up early in the (1) \_\_\_\_\_  
to ride my (2) \_\_\_\_\_. I can't ride when it  
rains. Today was the (3) \_\_\_\_\_ rainy day  
in a row. Another big rain (4) \_\_\_\_\_ is  
coming tomorrow.

- Write a Spelling Word for each clue.

5. a harbor \_\_\_\_\_
6. to tell \_\_\_\_\_
7. woods \_\_\_\_\_
8. used \_\_\_\_\_
9. utensils \_\_\_\_\_
10. a battle \_\_\_\_\_
11. flowed \_\_\_\_\_

- Write the following Spelling Words: *porch*,  
*form*, *court*, and *important*. Use your best  
handwriting.

12. \_\_\_\_\_
13. \_\_\_\_\_
14. \_\_\_\_\_
15. \_\_\_\_\_


## SPELLING WORDS

1. *forks*
2. *worn*
3. *form*
4. *fourth*
5. *war*
6. *storm*
7. *horse*
8. *warn*
9. *morning*
10. *forest*
11. *court*
12. *porch*
13. *poured*
14. *port*
15. *important*

### Handwriting

**Tip:** Be sure to  
space letters  
properly so  
they are easy  
to read.

*horse*



Name \_\_\_\_\_

## SPELLING WORDS

1. forks
2. worn
3. form
4. fourth
5. war
6. storm
7. horse
8. warn
9. morning
10. forest
11. court
12. porch
13. poured
14. port
15. important

## SPELLING STRATEGY

### Comparing Spellings

If a word does not look right, try writing each vowel sound with all its possible spellings.

Compare the spellings. Then choose the one that looks right.

- Compare the two spellings for each Spelling Word. Then write the correct spelling for each word.

1. form *or* fourm \_\_\_\_\_
2. war *or* wor \_\_\_\_\_
3. wourn *or* worn \_\_\_\_\_
4. important *or* impartant \_\_\_\_\_
5. poared *or* poured \_\_\_\_\_
6. court *or* cort \_\_\_\_\_

- Read the letter. Compare the two spellings in parentheses. Circle the correct spelling, and then write each Spelling Word.

Dear Mom and Dad,

I am having fun at Uncle Jack's farm. Every **(7)** (morning, marning) I feed the chickens. The **(8)** (farth, fourth) day I was here, I helped milk the cows. I rode a big **(9)** (harse, horse) all by myself. We play tennis on the tennis **(10)** (court, cort). One day I watched a **(11)** (storm, starm) from the **(12)** (pouch, porch).

Love,  
Sam



7. \_\_\_\_\_
8. \_\_\_\_\_
9. \_\_\_\_\_
10. \_\_\_\_\_
11. \_\_\_\_\_
12. \_\_\_\_\_

Name \_\_\_\_\_

► **A Cartoon** Circle the four misspelled words in the cartoon. Then write the words correctly.

"I wourn you! The sky is going to fall!" said the rooster.

"No, it's not. It's just a sturm!" said the hourse. Then it poored.



1. \_\_\_\_\_

3. \_\_\_\_\_

2. \_\_\_\_\_

4. \_\_\_\_\_

► **What Am I?** Write the Spelling Word that answers each riddle.

5. I am a place for ships. \_\_\_\_\_

6. I am a place where many trees grow. \_\_\_\_\_

7. I am an outside part of a house. \_\_\_\_\_


8. We are used to pick up food. \_\_\_\_\_

9. I am the early part of the day. \_\_\_\_\_

10. I am the opposite of peace. \_\_\_\_\_

## SPELLING WORDS

1. forks
2. worn
3. form
4. fourth
5. war
6. storm
7. horse
8. warn
9. morning
10. forest
11. court
12. porch
13. poured
14. port
15. important



**SPELLING WORDS**

1. *hear*
2. *one*
3. *won*
4. *way*
5. *heard*
6. *flower*
7. *our*
8. *flour*
9. *weigh*
10. *here*
11. *beat*
12. *herd*
13. *beet*
14. *hair*
15. *hare*

**Handwriting**

**Tip:** Be sure that each letter you write is the correct size.

Tall letters touch both the top and bottom lines.

*weigh*

**Homophones**

► Write a Spelling Word to complete each sentence.

1. How much do the apples \_\_\_\_\_?
2. I \_\_\_\_\_ you call my name.
3. A \_\_\_\_\_ is a purple vegetable.
4. Two plus \_\_\_\_\_ equals three.
5. Ask your mom if you can play at \_\_\_\_\_ house.
6. Tasha \_\_\_\_\_ the race.
7. Which \_\_\_\_\_ should we go?
8. The \_\_\_\_\_ had long ears.
9. He has brown \_\_\_\_\_.
10. A rose is a \_\_\_\_\_.
11. Add \_\_\_\_\_ to the cake batter.



► Write the following Spelling Words: *hear*, *here*, *beat*, and *herd*. Use your best handwriting.

12. \_\_\_\_\_
13. \_\_\_\_\_
14. \_\_\_\_\_
15. \_\_\_\_\_



Name \_\_\_\_\_

► Use the homophones in parentheses to complete each sentence.

1. \_\_\_\_\_ day, Flo \_\_\_\_\_ the race.  
(won, one)

2. The \_\_\_\_\_ has soft \_\_\_\_\_.  
(hare, hair)

3. I \_\_\_\_\_ the mooing of a \_\_\_\_\_  
of cows. (herd, heard)

4. A \_\_\_\_\_ to measure sugar is to  
\_\_\_\_\_ it. (weigh, way)

5. You can \_\_\_\_\_ better over \_\_\_\_\_.

► Circle the Spelling Word that makes sense in each sentence. Then write the word.

6. I put a (flower, flour) in  
a vase. \_\_\_\_\_

7. I need (flower, flour),  
sugar, and eggs to make  
cookies. \_\_\_\_\_

8. Lena (beet, beat) me  
to the finish line. \_\_\_\_\_

9. We (herd, heard) the  
good news on the radio. \_\_\_\_\_

10. Please show me the right  
(weigh, way) to do this. \_\_\_\_\_

## SPELLING WORDS

1. hear
2. one
3. won
4. way
5. heard
6. flower
7. our
8. flour
9. weigh
10. here
11. beat
12. herd
13. beet
14. hair
15. hare

## SPELLING STRATEGY

### Homophones

When you write a word that has a homophone, think about the spellings and meanings of both words. Choose the spelling of the word that makes sense in the sentence.

**SPELLING WORDS**

1. *hear*
2. *one*
3. *won*
4. *way*
5. *heard*
6. *flower*
7. *our*
8. *flour*
9. *weigh*
10. *here*
11. *beat*
12. *herd*
13. *beet*
14. *hair*
15. *hare*

► **Rhyme Time** On each line, write a Spelling Word that rhymes with the underlined word.

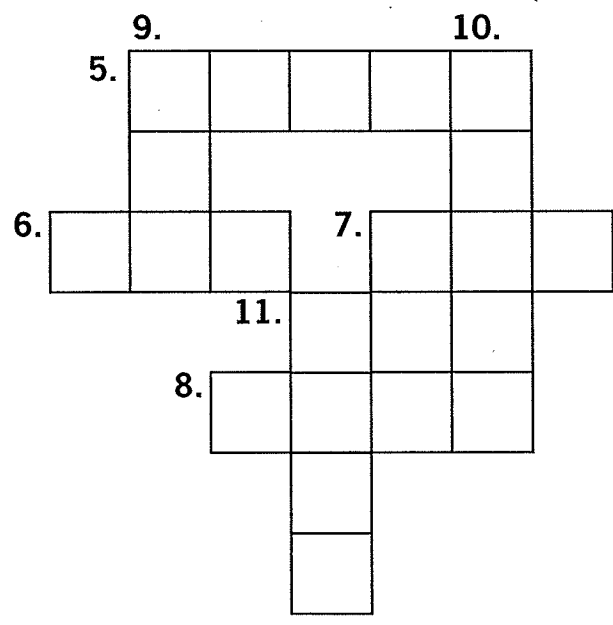
1. At what hour will \_\_\_\_\_ train arrive?
2. I walked down \_\_\_\_\_ from somewhere near.
3. The princess tossed a pretty pink \_\_\_\_\_ from the top of the tower.
4. She runs well in the heat and is hard to \_\_\_\_\_.

► **Crossword Puzzle** Write Spelling Words to complete this puzzle. Use the clues to help you.

**ACROSS**

**DOWN**

- |  |  |
|--|--|
| <ol style="list-style-type: none"> <li>5. you use a scale to do this</li> <li>6. a number less than two</li> <li>7. rhymes with <i>day</i></li> <li>8. a large group of animals</li> </ol> | <ol style="list-style-type: none"> <li>9. the team _____ the game</li> <li>10. used your ears</li> <li>11. a purple vegetable</li> </ol> |
|--|--|



## Words with /ûr/

► Write the Spelling Word that best matches each mini-definition.

1. overcooked \_\_\_\_\_
2. flawless \_\_\_\_\_
3. a piece of clothing with sleeves \_\_\_\_\_
4. number after twenty-nine \_\_\_\_\_
5. a human \_\_\_\_\_

► Put these words in alphabetical order.

curl	firm	skirt
jerked	purse	term

6. \_\_\_\_\_
7. \_\_\_\_\_
8. \_\_\_\_\_
9. \_\_\_\_\_
10. \_\_\_\_\_
11. \_\_\_\_\_

► Write the following Spelling Words: *birth*, *church*, *clerk*, and *dirt*. Use your best handwriting.

12. \_\_\_\_\_
13. \_\_\_\_\_
14. \_\_\_\_\_
15. \_\_\_\_\_

## SPELLING WORDS

1. *curl*
2. *birth*
3. *burned*
4. *perfect*
5. *thirty*
6. *church*
7. *firm*
8. *skirt*
9. *clerk*
10. *jerked*
11. *dirt*
12. *shirt*
13. *person*
14. *purse*
15. *term*

### Handwriting

**Tip:** Be sure that the upward curve of the *r* stroke continues from the end stroke of an *i*, an *e*, and a *u*. Make sure that it is followed by a short downward curve, and then by a longer downward curve.

*her*

Name \_\_\_\_\_

## SPELLING WORDS

1. curl
2. birth
3. burned
4. perfect
5. thirty
6. church
7. firm
8. skirt
9. clerk
10. jerked
11. dirt
12. shirt
13. person
14. purse
15. term

## SPELLING STRATEGY

### Placeholder

### Spelling

If you are not sure how to spell a vowel sound in a word, try different spellings for that sound. Choose the one that looks right, and then check the spelling in a dictionary.

► Read each sentence. Add *ir*, *er*, or *ur* to complete the Spelling Word. Check it with the Spelling Word list. Then write each word correctly.

1. My dog gave b \_\_\_\_ th to five puppies.

\_\_\_\_\_

2. We b \_\_\_\_ ned two logs. \_\_\_\_\_

3. Nobody is p \_\_\_\_ fect. \_\_\_\_\_

4. My cat likes to c \_\_\_\_ l up on the bed.

\_\_\_\_\_

5. The store cl \_\_\_\_ k handed me my change. \_\_\_\_\_

► Read the story. Circle the five misspelled words. Then write the correct spellings on the lines below.

Muffin took Dad's best shurt from the laundry basket. Then he took Mom's perse from the kitchen table. After that, he took my blue skert from my bed. Muffin buried everything in the dert in the backyard. Every pirson in the house was missing something.

6. \_\_\_\_\_

9. \_\_\_\_\_

7. \_\_\_\_\_

10. \_\_\_\_\_


8. \_\_\_\_\_

Name \_\_\_\_\_

► **Unscramble the Words** Rearrange each group of letters to write a Spelling Word.  
Hint: Look for *er*, *ur*, or *ir*, and write those letters together.


- 1. thirb \_\_\_\_\_
- 2. seonrp \_\_\_\_\_
- 3. kejrred \_\_\_\_\_
- 4. tefeprc \_\_\_\_\_
- 5. metr \_\_\_\_\_
- 6. rifm \_\_\_\_\_

► **Picture Clues** Write the Spelling Word that matches each picture. Circle the letters that make the /ûr/ sound.



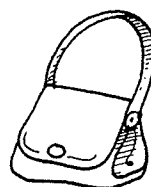

7. \_\_\_\_\_

10. \_\_\_\_\_



8. \_\_\_\_\_

11. \_\_\_\_\_



9. \_\_\_\_\_

12. \_\_\_\_\_

**SPELLING WORDS**

- 1. *curl*
- 2. *birth*
- 3. *burned*
- 4. *perfect*
- 5. *thirty*
- 6. *church*
- 7. *firm*
- 8. *skirt*
- 9. *clerk*
- 10.  *jerked*
- 11. *dirt*
- 12. *shirt*
- 13. *person*
- 14. *purse*
- 15. *term*

**SPELLING WORDS**

1. *pulled*
2. *begged*
3. *hugged*
4. *silly*
5. *correct*
6. *latter*
7. *matter*
8. *supper*
9. *common*
10. *lesson*
11. *collect*
12. *setting*
13. *bottles*
14. *different*
15. *jelly*

**Handwriting**

**Tip:** Be sure that your writing is neat and easy to read. Slant all the letters in the same direction.

*silly*

# Words with Double Consonants

► Write the Spelling Words that mean the same or nearly the same as the given words.

1. right \_\_\_\_\_
2. dinner \_\_\_\_\_
3. to gather \_\_\_\_\_
4. funny \_\_\_\_\_
5. unlike \_\_\_\_\_
6. tugged \_\_\_\_\_
7. squeezed \_\_\_\_\_



► Write the Spelling Word that matches each clue.

8. where a story takes place \_\_\_\_\_
9. things that hold milk and water \_\_\_\_\_
10. something you learn \_\_\_\_\_
11. asked for again and again \_\_\_\_\_

► Write the following Spelling Words: *latter*, *matter*, *common*, and *jelly*. Use your best handwriting.

12. \_\_\_\_\_
13. \_\_\_\_\_
14. \_\_\_\_\_
15. \_\_\_\_\_

Name \_\_\_\_\_

► Say aloud each word below. Circle the word in each pair that is spelled correctly. Then write the word.

1. bottles      botles      \_\_\_\_\_
2. corect      correct      \_\_\_\_\_
3. sopper      supper      \_\_\_\_\_
4. commin      common      \_\_\_\_\_
5. collect      colect      \_\_\_\_\_

► Read the book report. Circle the seven misspelled words. Then write the correct spellings on the lines below.

The seting of this story is Alaska. In this story, a girl named Lanie begd her father to let her be in a sled dog race. Sled dog races are komon in Alaska. Lanie huged her father when he said yes. On the day of the race, Lanie's dog team puld her sled fast. Lanie did not win the race, but she learned a lesin—winning does not matre as long as you try your best.

6. \_\_\_\_\_
7. \_\_\_\_\_
8. \_\_\_\_\_
9. \_\_\_\_\_
10. \_\_\_\_\_
11. \_\_\_\_\_
12. \_\_\_\_\_

### SPELLING WORDS

1. pulled
2. begged
3. hugged
4. silly
5. correct
6. latter
7. matter
8. supper
9. common
10. lesson
11. collect
12. setting
13. bottles
14. different
15. jelly

### SPELLING STRATEGY

#### Listening

Before you spell a word with double consonants in the middle, say the word aloud. Words with short vowel sounds in the first syllable are often spelled with double consonants.

Name \_\_\_\_\_

## SPELLING WORDS

1. pulled
2. begged
3. hugged
4. silly
5. correct
6. latter
7. matter
8. supper
9. common
10. lesson
11. collect
12. setting
13. bottles
14. different
15. jelly

► **Sounds and Syllables** Find the Spelling Words that have each sound in the first syllable. Write the words on the lines.

short *a* 1. \_\_\_\_\_

2. \_\_\_\_\_

short *e* 3. \_\_\_\_\_

4. \_\_\_\_\_

5. \_\_\_\_\_

6. \_\_\_\_\_

short *i* 7. \_\_\_\_\_

8. \_\_\_\_\_



► **Smaller Words** Write the Spelling Words that have these smaller words in them.

9. ends with *led* \_\_\_\_\_

10. ends with *rent* \_\_\_\_\_

11. begins with *hug* \_\_\_\_\_


► **Root Words** Add an ending to each root word to write a Spelling Word.

12. differ \_\_\_\_\_

13. hug \_\_\_\_\_

14. beg \_\_\_\_\_

15. pull \_\_\_\_\_





# Words with *-er* and *-est*

► Write a Spelling Word to complete each sentence.

1. I can run \_\_\_\_\_ than my friend.
2. I am the \_\_\_\_\_ runner here.
3. This pond feels much \_\_\_\_\_ than the warm lake.
4. I am the \_\_\_\_\_ animal around. I am wilder than all the other animals in the jungle.

► Write a Spelling Word for each clue.

5. larger \_\_\_\_\_
6. noisier \_\_\_\_\_
7. most unusual \_\_\_\_\_
8. most heat \_\_\_\_\_
9. thinner \_\_\_\_\_
10. smartest \_\_\_\_\_
11. most caring \_\_\_\_\_

► Write the following Spelling Words: *shorter*, *soonest*, *tamer*, and *whitest*. Use your best handwriting.

12. \_\_\_\_\_
13. \_\_\_\_\_
14. \_\_\_\_\_
15. \_\_\_\_\_

## SPELLING WORDS

1. *faster*
2. *wisest*
3. *bigger*
4. *slowest*
5. *cooler*
6. *hottest*
7. *soonest*
8. *shorter*
9. *kindest*
10. *louder*
11. *slimmer*
12. *wildest*
13. *tamer*
14. *whitest*
15. *strangest*

### Handwriting

**Tip:** Be sure to space the letters in a word correctly, not too close together and not too far apart.

*tamer*

**SPELLING WORDS**

1. faster
2. wisest
3. bigger
4. slowest
5. cooler
6. hottest
7. soonest
8. shorter
9. kindest
10. louder
11. slimmer
12. wildest
13. tamer
14. whitest
15. strangest

**SPELLING STRATEGY**

**Adding Endings**

If a base word ends with a single consonant, ask yourself whether the vowel before the consonant is short. If it is, you need to double the final consonant before adding *-er* or *-est*.

► Add an ending from the box to write a Spelling Word.

-er	-est
-----	------

- |               |                |
|---------------|----------------|
| 1. cool _____ | 4. short _____ |
| 2. soon _____ | 5. kind _____  |
| 3. hot _____  | 6. slim _____  |

► Read each pair of words. Circle the misspelled word. Then write the correctly spelled word on the line.

- |               |           |       |
|---------------|-----------|-------|
| 7. stranggest | strangest | _____ |
| 8. whitest    | whittest  | _____ |
| 9. bigger     | biger     | _____ |
| 10. tammer    | tamer     | _____ |
| 11. lowder    | louder    | _____ |
| 12. faster    | faster    | _____ |


► Write the Spelling Word that fits in each shape.

13. 

--	--	--	--	--	--

14. 

--	--	--	--	--	--



Name \_\_\_\_\_

► **Word Sets** Write the Spelling Word that completes each set of words.

1. wild, wilder, \_\_\_\_\_
2. wise, wiser, \_\_\_\_\_
3. slim, \_\_\_\_\_, slimmest
4. strange, stranger, \_\_\_\_\_
5. cool, \_\_\_\_\_, coolest
6. tame, \_\_\_\_\_, tamest

► **Opposites** Write the Spelling Words that are the opposite of the given words.

7. coldest \_\_\_\_\_
8. meanest \_\_\_\_\_
9. smaller \_\_\_\_\_
10. more quiet \_\_\_\_\_
11. taller \_\_\_\_\_
12. fastest \_\_\_\_\_

► **Unscramble the Words** Rearrange each group of letters to write a Spelling Word.

13. tiwehst \_\_\_\_\_
14. rafest \_\_\_\_\_
15. osontes \_\_\_\_\_
16. dtskein \_\_\_\_\_
17. sweist \_\_\_\_\_

## SPELLING WORDS

1. *faster*
2. *wisest*
3. *bigger*
4. *slowest*
5. *cooler*
6. *hottest*
7. *soonest*
8. *shorter*
9. *kindest*
10. *louder*
11. *slimmer*
12. *wildest*
13. *tamer*
14. *whitest*
15. *strangest*

# Practice Test

► Read each sentence. Fill in the oval next to the correctly spelled word that completes each sentence.

1. I rode a \_\_\_\_\_ on my birthday.  
 hourse       hors       horse
2. We saw lightning during the \_\_\_\_\_.  
 storm       stourm       starm
3. He heard the \_\_\_\_\_ door slam.  
 poorch       pourch       porch
4. I have some \_\_\_\_\_ news for you.  
 important       impourtant       impartant
5. He eats a good breakfast every \_\_\_\_\_.  
 mourning       morning       moarning
6. Pedro sits in the \_\_\_\_\_ row.  
 fourth       foarth       forth
7. Can we bring \_\_\_\_\_ bicycles to the rally?  
 hour       our       are
8. Measure two cups of \_\_\_\_\_ for the cake.  
 flour       fluor       flower
9. She tied a blue ribbon in her long \_\_\_\_\_.  
 hare       haer       hair
10. I would like \_\_\_\_\_ more piece of pizza.  
 won       one       wone

► Read each sentence. The underlined word is misspelled. Fill in the oval next to the correct spelling.

1. She is the right pirson for the job.  
 person     purson     persin
2. We counted therty people on the bus.  
 thurty     thirtty     thirty
3. Do you have a pencil in your perse?  
 purse     purs     pirse
4. Do you like silley stories?  
 silly     sily     sillie
5. Pass the jeley, please!  
 jelley     jelly     gelly
6. Do you understand the leson?  
 lessun     lessn     lesson
7. What's the mater with your arm?  
 mattur     matter     mattar
8. We bought two botles of fresh orange juice.  
 bottles     bottels     botels
9. Pete likes to try diffrent foods.  
 diferent     difrent     different
10. Brad is shortir than I am.  
 shorter     shortr     shortur
11. What is the slowist animal in Africa?  
 slowes     slowerst     slowest

Name \_\_\_\_\_

## SPELLING WORDS

1. *sometimes*
2. *pickup*
3. *dishwater*
4. *notebook*
5. *upstairs*
6. *football*
7. *sunshine*
8. *outdoors*
9. *hallway*
10. *timeout*
11. *doorway*
12. *sunset*
13. *bookcase*
14. *everyone*
15. *everything*

### Handwriting

**Tip:** When you write compound words, write the whole word without stopping between the two smaller words.

*sun set*

*sunset*

## Compound Words

► Write a Spelling Word for each clue.

1. truck \_\_\_\_\_
2. a break in the action \_\_\_\_\_
3. a passageway \_\_\_\_\_
4. place for keeping books \_\_\_\_\_
5. outside \_\_\_\_\_
6. a sport \_\_\_\_\_
7. the second floor \_\_\_\_\_
8. when the sun goes down \_\_\_\_\_
9. all the people \_\_\_\_\_
10. a writing pad \_\_\_\_\_
11. once in a while \_\_\_\_\_

► Write the following Spelling Words: *dishwater*, *sunshine*, *doorway*, and *everything*. Use your best handwriting.

12. \_\_\_\_\_
14. \_\_\_\_\_
13. \_\_\_\_\_
15. \_\_\_\_\_

Name \_\_\_\_\_

► Circle the two words in each row that make a compound word. Then write the Spelling Word.

1. book    dish    way    water  
\_\_\_\_\_

2. every    note    thing    water  
\_\_\_\_\_

3. way    book    case    shine  
\_\_\_\_\_

4. stairs    some    ball    times  
\_\_\_\_\_

5. door    way    dish    times  
\_\_\_\_\_

► Read the poster. Circle the six misspelled words. Then write the words correctly.

Take a timout from your chores next Saturday.  
Come to the school footbal game.  
Sit in the owtdoors.  
Enjoy the bright sunshin.  
Have fun with evryone from school.  
Pick up tickets in the school halwaye.

6. \_\_\_\_\_ 9. \_\_\_\_\_

7. \_\_\_\_\_ 10. \_\_\_\_\_

8. \_\_\_\_\_ 11. \_\_\_\_\_

## SPELLING WORDS

1. sometimes
2. pickup
3. dishwater
4. notebook
5. upstairs
6. football
7. sunshine
8. outdoors
9. hallway
10. timeout
11. doorway
12. sunset
13. bookcase
14. everyone
15. everything

## SPELLING STRATEGY


### Small Words

When you proofread, break compound words into two smaller words. Then check the spelling of the smaller words.

Name \_\_\_\_\_

## SPELLING WORDS


1. *sometimes*
2. *pickup*
3. *dishwater*
4. *notebook*
5. *upstairs*
6. *football*
7. *sunshine*
8. *outdoors*
9. *hallway*
10. *timeout*
11. *doorway*
12. *sunset*
13. *bookcase*
14. *everyone*
15. *everything*





► **Make a Switch** Switch the order of the small words to form a compound word. Then write the Spelling Word.


1. case      book      \_\_\_\_\_
2. way      door      \_\_\_\_\_
3. out      time      \_\_\_\_\_
4. up      pick      \_\_\_\_\_

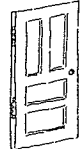
► **Word Math** Do word math. Write the Spelling Words.


5. sunflower -  + set = \_\_\_\_\_

6.  + shiny - y + e = \_\_\_\_\_

7. opposite of *down* +  - op + airs = \_\_\_\_\_

8.  + base - se + ll = \_\_\_\_\_

9. out +  + s = \_\_\_\_\_

10.  + look - l + b = \_\_\_\_\_



# VCCV Words

► Write Spelling Words to complete the story.

Dad cannot wait (1) \_\_\_\_\_ the cold  
 (2) \_\_\_\_\_ weather goes away. "I will be  
 happy to (3) \_\_\_\_\_ the spring," he (4)  
 \_\_\_\_\_ says. When spring comes, he plants  
 a large vegetable (5) \_\_\_\_\_. He treats the  
 young, (6) \_\_\_\_\_ plants with care.

► Write a Spelling Word to match each picture.

7. \_\_\_\_\_




8. \_\_\_\_\_



9. \_\_\_\_\_



10. \_\_\_\_\_



11. \_\_\_\_\_



► Write the following Spelling Words: *fifteen*,  
*basket*, *market*, and *Monday*. Use your best  
 handwriting.

12. \_\_\_\_\_ 14. \_\_\_\_\_

13. \_\_\_\_\_ 15. \_\_\_\_\_

## SPELLING WORDS

1. cowboy
2. horses
3. corral
4. winter
5. always
6. cactus
7. garden
8. tender
9. fifteen
10. basket
11. welcome
12. lasso
13. market
14. until
15. Monday

### Handwriting


**Tip:** You will write more clearly if you slant the bottom of the paper toward the elbow of your writing arm and hold the top corner of the paper with your other hand.

*until*

**SPELLING WORDS**

1. cowboy
2. horses
3. corral
4. winter
5. always
6. cactus
7. garden
8. tender
9. fifteen
10. basket
11. welcome
12. lasso
13. market
14. until
15. Monday

► Work with a partner to circle the six Spelling Words that do not look right. Write the correct spelling for each one.



- |            |        |       |
|------------|--------|-------|
| 1. wintur  | cactus | _____ |
| 2. Monday  | untill | _____ |
| 3. lasso   | basket | _____ |
| 4. allways | cowboy | _____ |
| 5. corral  | welcom | _____ |
| 6. fifteen | tendre | _____ |

► Read the schedule. Circle the six misspelled words. Then write the correct spellings on the lines below.

My Schedule	
Sunday	Munday
Buy a cactis.	Go to the markit.
Weed the gardin.	Take a fruit baskit to Joe.
Fix the corall.	

- |          |           |
|----------|-----------|
| 7. _____ | 10. _____ |
| 8. _____ | 11. _____ |
| 9. _____ | 12. _____ |

**SPELLING STRATEGY**

**Proofread with a Partner**

Work with a partner to proofread. Take turns checking for words with the VCCV spelling pattern.

Name \_\_\_\_\_

- **Edit the Want Ad** Circle the six misspelled words. Write each word correctly below.

Wanted: A cowboye needed to train wild hoarses in our new coral. You must be able to use a lasoe. The pay is fiftean dollars a week. Put your name in the basket at our ranch if you want the job.

- |          |          |
|----------|----------|
| 1. _____ | 4. _____ |
| 2. _____ | 5. _____ |
| 3. _____ | 6. _____ |

- **Silly Sentences** Circle the misspelled word in each sentence. Then write the Spelling Word correctly.

7. July and August are wintr months.  
\_\_\_\_\_
8. Don't forget to say "wellcome" when you leave! \_\_\_\_\_
9. Sunday comes after Munday.  
\_\_\_\_\_
10. There is a cactas on the moon.  
\_\_\_\_\_
11. I allways brush my teeth after I go to bed.  
\_\_\_\_\_
12. Robots are growing in our gadden.  
\_\_\_\_\_

## SPELLING WORDS

1. cowboy
2. horses
3. corral
4. winter
5. always
6. cactus
7. garden
8. tender
9. fifteen
10. basket
11. welcome
12. lasso
13. market
14. until
15. Monday



Name \_\_\_\_\_

## SPELLING WORDS

1. *belong*
2. *hotel*
3. *focus*
4. *miner*
5. *pupil*
6. *begin*
7. *music*
8. *future*
9. *behind*
10. *tiger*
11. *become*
12. *motel*
13. *baker*
14. *cabin*
15. *ocean*

### Handwriting

**Tip:** Remember to hold your pencil between your thumb and pointer finger. Let the pencil rest on your middle finger.

*ocean*

## VCV Words

► Write a Spelling Word for each clue.

1. someone who makes bread \_\_\_\_\_
2. another word for *sea* \_\_\_\_\_
3. a student \_\_\_\_\_
4. start \_\_\_\_\_
5. a large striped cat \_\_\_\_\_
6. someone who works underground \_\_\_\_\_
7. a house in the woods \_\_\_\_\_
8. the opposite of past \_\_\_\_\_

► Write a Spelling Word to complete each sentence.

9. I sat \_\_\_\_\_ a lady with a tall hat.
10. I could not \_\_\_\_\_ my tired eyes.
11. We stayed at a \_\_\_\_\_ on vacation.

► Write the following Spelling Words: *belong*, *music*, *become*, and *motel*. Use your best handwriting.

12. \_\_\_\_\_
13. \_\_\_\_\_
14. \_\_\_\_\_
15. \_\_\_\_\_

Name \_\_\_\_\_

- Write a Spelling Word in each word shape.  
Use the clues to help you.

1. 

m				
---	--	--	--	--

2. 

			e	
--	--	--	---	--

3. 

	o			
--	---	--	--	--

4. 

	c			
--	---	--	--	--



**SPELLING WORDS**

1. belong
2. hotel
3. focus
4. miner
5. pupil
6. begin
7. music
8. future
9. behind
10. tiger
11. become
12. motel
13. baker
14. cabin
15. ocean

- Read the postcard. Circle the six misspelled words. Then write the correct spellings on the lines below.

What a trip! Our room in the hotell is beautiful. We feel as if we billong here.

Tomorrow I will beginn my hula lessons. I just love the musick that goes with hula dancing. Maybe, in the futcher, I will becom a famous hula dancer.

5. \_\_\_\_\_ 8. \_\_\_\_\_

6. \_\_\_\_\_ 9. \_\_\_\_\_

7. \_\_\_\_\_ 10. \_\_\_\_\_

**SPELLING STRATEGY**


**Word Shapes**

To remember the spelling of a word, draw its shape.

Name \_\_\_\_\_

## SPELLING WORDS

1. *belong*
2. *hotel*
3. *focus*
4. *miner*
5. *pupil*
6. *begin*
7. *music*
8. *future*
9. *behind*
10. *tiger*
11. *become*
12. *motel*
13. *baker*
14. *cabin*
15. *ocean*



► **Opposites** Write the Spelling Words that are the opposite of the underlined words.

1. When will Dad end the story? \_\_\_\_\_
2. The earth's past is important to everyone.  
\_\_\_\_\_
3. Ron is ahead of Anne in line. \_\_\_\_\_

► **Smaller Words** Write the Spelling Words that have these smaller words in them.

- 4.-5. us \_\_\_\_\_  
\_\_\_\_\_
6. hot \_\_\_\_\_
7. long \_\_\_\_\_
8. up \_\_\_\_\_
9. an \_\_\_\_\_
10. come \_\_\_\_\_
11. cab \_\_\_\_\_
12. mine \_\_\_\_\_
13. bake \_\_\_\_\_
14. beg \_\_\_\_\_



# Words with *-ed* and *-ing*

- Write Spelling Words to complete the sentences.

I (1) \_\_\_\_\_ that movie. I kept

(2) \_\_\_\_\_ the good guys would win, and they did!

I'm really sad that you're (3) \_\_\_\_\_.

We were just (4) \_\_\_\_\_ to be friends.

It's too hot outside. How about

(5) \_\_\_\_\_ a little dip in that

(6) \_\_\_\_\_ pool?

- Write a Spelling Word for each clue.

7. poured to the top \_\_\_\_\_

8. opening up like a flower \_\_\_\_\_

9. going fast \_\_\_\_\_

10. paying for something \_\_\_\_\_

11. not new \_\_\_\_\_

- Write the following Spelling Words: *settled*, *stamping*, *rolled*, and *worried*. Use your best handwriting.

12. \_\_\_\_\_ 14. \_\_\_\_\_

13. \_\_\_\_\_ 15. \_\_\_\_\_

## SPELLING WORDS

1. *blooming*
2. *settled*
3. *stamping*
4. *leaving*
5. *liked*
6. *taking*
7. *getting*
8. *filled*
9. *swimming*
10. *rolled*
11. *hoping*
12. *used*
13. *hurrying*
14. *burying*
15. *worried*

## Handwriting

**Tip:** Be sure to leave one pencil space between words and after end punctuation.

*I am*

Name \_\_\_\_\_

## SPELLING WORDS

1. blooming
2. settled
3. stamping
4. leaving
5. liked
6. taking
7. getting
8. filled
9. swimming
10. rolled
11. hoping
12. used
13. hurrying
14. buying
15. worried

## SPELLING STRATEGY

### Word Parts

When you proofread, look for words that end in *-ed* and *-ing*. Think about the base word. Make any necessary spelling changes before you add the endings.

► Add the ending and write the Spelling Word.

1. worry + ed = \_\_\_\_\_
2. settle + ed = \_\_\_\_\_
3. get + ing = \_\_\_\_\_
4. roll + ed = \_\_\_\_\_
5. use + ed = \_\_\_\_\_
6. buy + ing = \_\_\_\_\_

► Read the letter. Circle the six misspelled words. Then write the correct spellings on the lines below.

Dear Mom and Dad,

Camp is great. Each day is filld with fun things to do! I likked the hike we took yesterday. I am hoping we will be takking another one soon. My favorite sport is swiming. I will be sad about leaveing my new friends.


Love,  
Becky

7. \_\_\_\_\_
8. \_\_\_\_\_
9. \_\_\_\_\_
10. \_\_\_\_\_
11. \_\_\_\_\_
12. \_\_\_\_\_



Name \_\_\_\_\_

► **Crossword Puzzle** Write Spelling Words to complete this puzzle. Use the clues to help you.




1. Mom bought a \_\_\_\_\_ car.
2. Mr. Santos \_\_\_\_\_ down for a nap.
3. I am \_\_\_\_\_ hungry.
4. The puppy \_\_\_\_\_ around in the leaves.

► **Rhyme Time** Complete each sentence with a Spelling Word that rhymes with the underlined word.

5. Birds are zooming, and flowers are \_\_\_\_\_.
6. I'll stop worrying if you'll start \_\_\_\_\_.
7. Stop \_\_\_\_\_ your feet right here where we are camping!
8. Who will be flying the plane that she is \_\_\_\_\_?

## SPELLING WORDS

1. *blooming*
2. *settled*
3. *stamping*
4. *leaving*
5. *liked*
6. *taking*
7. *getting*
8. *filled*
9. *swimming*
10. *rolled*
11. *hoping*
12. *used*
13. *hurrying*
14. *burying*
15. *worried*



**SPELLING WORDS**

1. *combination*
2. *action*
3. *vision*
4. *motion*
5. *section*
6. *nation*
7. *permission*
8. *confusion*
9. *question*
10. *attention*
11. *vacation*
12. *production*
13. *quotation*
14. *tension*
15. *sensation*

**Handwriting**

**Tip:** Remember that when an *o* comes before the letter *n*, the *n* begins at the top of both letters, instead of on the bottom line.

\_\_\_\_\_

-----*tion*-----

\_\_\_\_\_

**Words with *-tion* and *-sion***

► Write a Spelling Word to complete each phrase.

1. a \_\_\_\_\_ slip
2. a \_\_\_\_\_ of an orange
3. ask a \_\_\_\_\_
4. "Pay \_\_\_\_\_!"
5. go away on \_\_\_\_\_

► Put these words in alphabetical order.

<b>production</b>	<b>vision</b>	<b>motion</b>
<b>action</b>	<b>confusion</b>	<b>nation</b>

6. \_\_\_\_\_
7. \_\_\_\_\_
8. \_\_\_\_\_
9. \_\_\_\_\_
10. \_\_\_\_\_
11. \_\_\_\_\_

► Write the following Spelling Words: *combination, quotation, tension, and sensation.* Use your best handwriting.

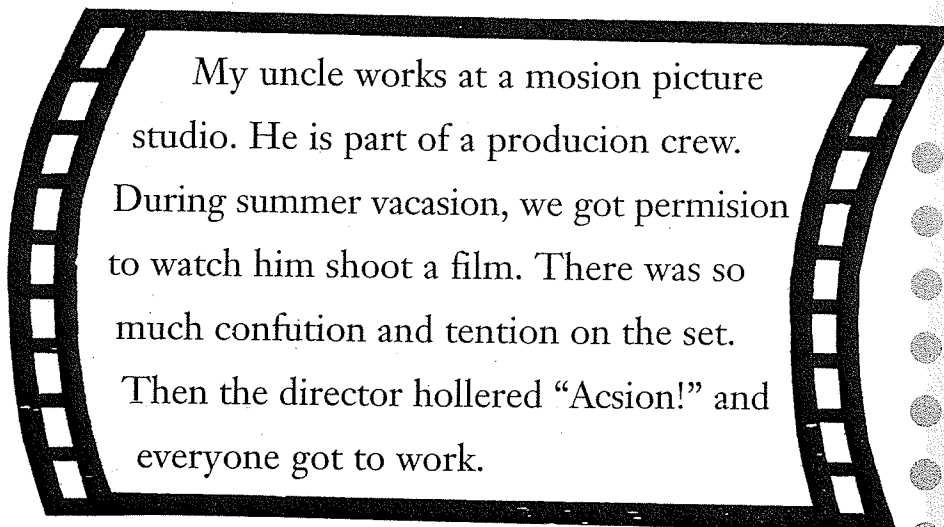
12. \_\_\_\_\_
13. \_\_\_\_\_
14. \_\_\_\_\_
15. \_\_\_\_\_

Name \_\_\_\_\_

- Compare the two spellings for each Spelling Word. Circle the word that looks right. Then write the correct spelling for each word.

1. quotation      quotasion      \_\_\_\_\_
2. visoin          vision              \_\_\_\_\_
3. sensation      sensasion        \_\_\_\_\_
4. attension      attention          \_\_\_\_\_
5. nation          nasion             \_\_\_\_\_

- Circle the seven misspelled words. Then write the correct spellings on the lines below.



6. \_\_\_\_\_
7. \_\_\_\_\_
8. \_\_\_\_\_
9. \_\_\_\_\_
10. \_\_\_\_\_
11. \_\_\_\_\_
12. \_\_\_\_\_

## SPELLING WORDS

1. combination
2. action
3. vision
4. motion
5. section
6. nation
7. permission
8. confusion
9. question
10. attention
11. vacation
12. production
13. quotation
14. tension
15. sensation

## SPELLING STRATEGY

### Comparing Spelling

When you proofread, check the spelling of the words that end with *-tion* and *-sion*. If a word does not look right, try writing the word in different ways.

**SPELLING WORDS**

1. combination
2. action
3. vision
4. motion
5. section
6. nation
7. permission
8. confusion
9. question
10. attention
11. vacation
12. production
13. quotation
14. tension
15. sensation



► **Putting Words in Their Places** Write the missing Spelling Words to complete each sentence.

(question, attention)

Pay (1) \_\_\_\_\_

when you ask a (2) \_\_\_\_\_.

(vacation, permission)

I had to ask for (3) \_\_\_\_\_

to go on (4) \_\_\_\_\_.

(section, vision)

The doctor checked my (5) \_\_\_\_\_,

using a (6) \_\_\_\_\_ of the chart.

► **Putting Things in Order** Put the syllables in order. Then write each Spelling Word correctly.

7. tion na \_\_\_\_\_

8. duc pro tion \_\_\_\_\_

9. fu sion con \_\_\_\_\_

10. tion mo \_\_\_\_\_

11. ca tion va \_\_\_\_\_

12. sion vi \_\_\_\_\_

13. bin a com tion \_\_\_\_\_

14. tion ac \_\_\_\_\_

# Practice Test

► Read each sentence. Fill in the oval next to the correctly spelled word that completes the sentence.

1. The \_\_\_\_\_ game will start at 3:00 P.M.  
 footbal       football       foot ball
2. Do you laugh \_\_\_\_\_ for no reason?  
 sometimes       sumtimes       some times
3. We invited \_\_\_\_\_ in the family to the party.  
 evreone       everyone       every one
4. They went for a walk on the beach at \_\_\_\_\_.  
 sunset       sun set       sunsett
5. Dan ran \_\_\_\_\_ to get his coat.  
 up stairs       upstairs       upstares
6. Put the boxes in the back of the \_\_\_\_\_.  
 pickup       pikup       pick up
7. What did you do on \_\_\_\_\_?  
 Munday       Mundy       Monday
8. Snow is the best part of \_\_\_\_\_.  
 winter       wintr       wintur
9. A big \_\_\_\_\_ grows in my yard.  
 caktus       cactis       cactus
10. This tomato came from our \_\_\_\_\_.  
 guarden       garden       gardin

► Read each sentence. Find the underlined word that is spelled correctly. Fill in the oval next to the correct spelling.

1. How does the mussic begin?  
 mussic     begin
2. A new pupil sat behinde me today.  
 behinde     pupil
3. We stayed in a hotell by the ocean.  
 hotell     ocean
4. He liked takeing care of his dog.  
 liked     takeing
5. They rolled away the cart filed with pastry.  
 rolled     filed
6. We are hopeing he used the right trail.  
 hopeing     used
7. We are getting setled in our new home.  
 getting     setled
8. He is hurriing to get to the swimming pool.  
 hurriing     swimming
9. The man leaveing the room looks worried.  
 leaveing     worried
10. You can't sit in section B without permtion.  
 section     permtion
11. The question caused confution.  
 question     confution

# Words with Suffixes

- Write Spelling Words to complete the story.

A tractor is a (1) \_\_\_\_\_ machine to a  
 (2) \_\_\_\_\_. If corn could talk, it would  
 be very (3) \_\_\_\_\_ for the rain that falls.  
 Farming can be a very (4) \_\_\_\_\_ job. It  
 is not (5) \_\_\_\_\_ work for people who  
 like big cities.

- Write a Spelling Word for each clue.

- 6. in a quiet way \_\_\_\_\_
- 7. just right \_\_\_\_\_
- 8. all at once \_\_\_\_\_
- 9. dangerous \_\_\_\_\_
- 10. an instructor \_\_\_\_\_
- 11. kinder \_\_\_\_\_

- Write the following Spelling Words: *softly*, *readable*, *safer*, and *playful*. Use your best handwriting.

- 12. \_\_\_\_\_
- 13. \_\_\_\_\_
- 14. \_\_\_\_\_
- 15. \_\_\_\_\_

## SPELLING WORDS

1. farmer
2. useful
3. softly
4. suitable
5. lonely
6. quietly
7. teacher
8. thankful
9. exactly
10. readable
11. nicer
12. safer
13. harmful
14. playful
15. suddenly

### Handwriting

**Tip:** Make sure that tall letters, such as *l*, *f*, *b*, and *d*, touch both the top and bottom lines. Handwriting is easier to read if the letters are all even and take up the same amount of space.

*told*

Name \_\_\_\_\_

## SPELLING WORDS

1. farmer
2. useful
3. softly
4. suitable
5. lonely
6. quietly
7. teacher
8. thankful
9. exactly
10. readable
11. nicer
12. safer
13. harmful
14. playful
15. suddenly

## SPELLING STRATEGY

### Word Parts

When you proofread, look for words with suffixes. Draw a line to separate the base word from the suffix. Check the spelling of the base word, and then add the suffix.

### ► Add a suffix to write a Spelling Word.

1. use \_\_\_\_\_
2. lone \_\_\_\_\_
3. suit \_\_\_\_\_
4. read \_\_\_\_\_
5. thank \_\_\_\_\_
6. exact \_\_\_\_\_
7. soft \_\_\_\_\_
8. safe \_\_\_\_\_
9. harm \_\_\_\_\_

### ► Read the journal entry. Circle six misspelled words. Then write the correct spellings on the lines below.

April 18

Today was a nisser day than yesterday. Our teetcher was in a plaful mood. She let us play queitly after lunch. Then she read us a story about a fahmer and his magic pitchfork. Then suddinly the bell rang. It was time to go home.

10. \_\_\_\_\_
11. \_\_\_\_\_
12. \_\_\_\_\_
13. \_\_\_\_\_
14. \_\_\_\_\_
15. \_\_\_\_\_



Name \_\_\_\_\_

► **Decode the Messages** Unscramble the Spelling Words in each sentence. Then write them correctly.

The **lolney** rancher was **aukhnflt** to see the letter carrier.

1. \_\_\_\_\_ 2. \_\_\_\_\_

I don't **clyexta** think those clothes are **iutlabse** for the beach.

3. \_\_\_\_\_ 4. \_\_\_\_\_

My grandfather is a **rearfm**, and my grandmother is a **caehetr**.

5. \_\_\_\_\_ 6. \_\_\_\_\_

► **Try It Out** Add letters to complete the Spelling Words. Then write the words.

7. r \_\_\_\_\_ dab \_\_\_\_\_

8. \_\_\_\_\_ u \_\_\_\_\_ et \_\_\_\_\_

9. \_\_\_\_\_ f \_\_\_\_\_ l \_\_\_\_\_


10. \_\_\_\_\_ se \_\_\_\_\_ u \_\_\_\_\_

11. s \_\_\_\_\_ f \_\_\_\_\_

12. \_\_\_\_\_ rm \_\_\_\_\_ l \_\_\_\_\_

## SPELLING WORDS

1. farmer
2. useful
3. softly
4. suitable
5. lonely
6. quietly
7. teacher
8. thankful
9. exactly
10. readable
11. nicer
12. safer
13. harmful
14. playful
15. suddenly



**SPELLING WORDS**

1. pennies
2. buried
3. replied
4. candies
5. emptied
6. stories
7. married
8. copies
9. parties
10. studied
11. mysteries
12. discoveries
13. worries
14. families
15. ponies

**Handwriting**

**Tip:** Keep your letter strokes smooth and steady so your writing will be neat and easy to read. The letters should not be too light or too dark.

*copies*

**Changing y to i**

- Write Spelling Words to complete the story.

I found a box (1) \_\_\_\_\_ in the garden. It was full of old nickels and (2) \_\_\_\_\_. I (3) \_\_\_\_\_ the coins out on the table. I (4) \_\_\_\_\_ the dates on them. I told my dad about it. He (5) \_\_\_\_\_, "I guess your great-grandpa put them there. That was about the time he and your great-grandma got (6) \_\_\_\_\_."

- Write a Spelling Word for each clue.

7. sweet treats \_\_\_\_\_
8. things one finds \_\_\_\_\_
9. celebrations \_\_\_\_\_
10. puzzling tales \_\_\_\_\_
11. small horses \_\_\_\_\_

- Write the following Spelling Words: *copies*, *stories*, *worries*, and *families*. Use your best handwriting.

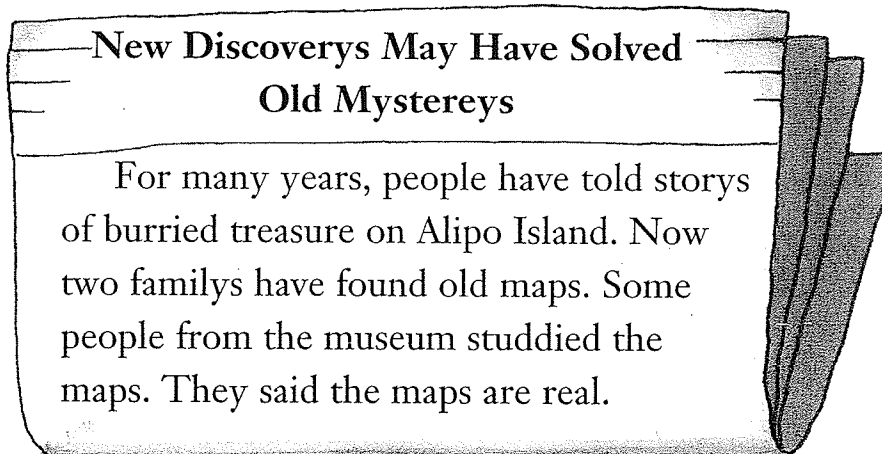
12. \_\_\_\_\_
13. \_\_\_\_\_
14. \_\_\_\_\_
15. \_\_\_\_\_

Name \_\_\_\_\_

► Add the ending to write a Spelling Word.

1. reply + ed \_\_\_\_\_
2. candy + es \_\_\_\_\_
3. pony + es \_\_\_\_\_
4. marry + ed \_\_\_\_\_
5. worry + es \_\_\_\_\_
6. party + es \_\_\_\_\_

► Read the newspaper article. Circle the six misspelled words. Then write the correct spellings on the lines below.



7. \_\_\_\_\_
8. \_\_\_\_\_
9. \_\_\_\_\_
10. \_\_\_\_\_
11. \_\_\_\_\_
12. \_\_\_\_\_

**SPELLING WORDS**

1. pennies
2. buried
3. replied
4. candies
5. emptied
6. stories
7. married
8. copies
9. parties
10. studied
11. mysteries
12. discoveries
13. worries
14. families
15. ponies

**SPELLING STRATEGY**


**Spelling Rules**

When you proofread, look for words that have the endings *-ies* and *-ied*. Remember that if a word ends with a consonant and *y*, you change *y* to *i* before adding *-es* or *-ed*.



Name \_\_\_\_\_


**SPELLING WORDS**

1. pennies
2. buried
3. replied
4. candies
5. emptied
6. stories
7. married
8. copies
9. parties
10. studied
11. mysteries
12. discoveries
13. worries
14. families
15. ponies





► **Picture Sentences** Write a Spelling Word to complete each sentence.

1. Our  \_\_\_\_\_ his .

2. Three \_\_\_\_\_ were left in the .

3. Fran \_\_\_\_\_ the .

4. Megan \_\_\_\_\_ the lesson in her history .

5. Mrs. DeLong made \_\_\_\_\_ of the map of .

► **Smaller Words** Write the Spelling Words that have these smaller words in them.

6. and \_\_\_\_\_

7. my \_\_\_\_\_

8. am \_\_\_\_\_

9. cover \_\_\_\_\_

10. on \_\_\_\_\_

11. art \_\_\_\_\_

12. lied \_\_\_\_\_

Name \_\_\_\_\_

# Contractions

► Write a Spelling Word to replace the given words.

1. Rob would \_\_\_\_\_
2. Sue and Kenisha would \_\_\_\_\_
3. Rosie is \_\_\_\_\_
4. You and I have \_\_\_\_\_
5. You and I would \_\_\_\_\_
6. The chair is \_\_\_\_\_
7. Pedro is \_\_\_\_\_

► Write a Spelling Word that is the opposite of the underlined word.

8. I did finish my homework. \_\_\_\_\_
9. It is a warm day today. \_\_\_\_\_
10. We will get up early tomorrow. \_\_\_\_\_
11. I do believe your story. \_\_\_\_\_

► Write the following Spelling Words: *you've*, *haven't*, *there's*, and *we'll*. Use your best handwriting.

12. \_\_\_\_\_
13. \_\_\_\_\_
14. \_\_\_\_\_
15. \_\_\_\_\_

## SPELLING WORDS

1. *it's*
2. *isn't*
3. *you've*
4. *we'd*
5. *didn't*
6. *she's*
7. *we've*
8. *haven't*
9. *he'd*
10. *they'd*
11. *there's*
12. *don't*
13. *we'll*
14. *won't*
15. *he's*

### Handwriting

**Tip:** When you write contractions, be careful not to join the letter before the apostrophe to the letter after it. Be sure to write the apostrophe at the top of the line.

*he's*

Name \_\_\_\_\_

## SPELLING WORDS

1. it's
2. isn't
3. you've
4. we'd
5. didn't
6. she's
7. we've
8. haven't
9. he'd
10. they'd
11. there's
12. don't
13. we'll
14. won't
15. he's

## SPELLING STRATEGY

### Contractions

Check the spelling of contractions. Make sure an apostrophe replaces the letter or letters that you leave out.

► Write each Spelling Word correctly by adding the apostrophe.

1. theyd \_\_\_\_\_
2. havent \_\_\_\_\_
3. weve \_\_\_\_\_
4. its \_\_\_\_\_
5. wont \_\_\_\_\_
6. didnt \_\_\_\_\_

► Read the note. Circle the six misspelled words. Then write the correct spellings on the lines below.

Isnt it great that youve gotten a letter from Tim that says hed like to visit? Wed like to see him, too. I read that theres a new pizza place in town. Well have to go there together when Tim comes.

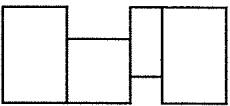
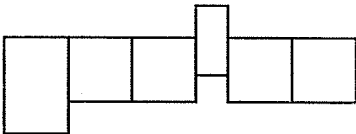
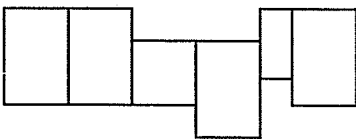
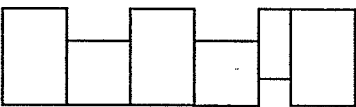
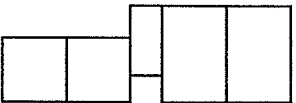
7. \_\_\_\_\_
8. \_\_\_\_\_
9. \_\_\_\_\_
10. \_\_\_\_\_
11. \_\_\_\_\_
12. \_\_\_\_\_

Name \_\_\_\_\_

► **Unscramble the Words** Rearrange each group of letters to write a Spelling Word. Remember to add an apostrophe to each word.

1. sehs \_\_\_\_\_
2. nodt \_\_\_\_\_
3. sti \_\_\_\_\_
4. nhvtea \_\_\_\_\_
5. ewd \_\_\_\_\_
6. vwee \_\_\_\_\_
7. seh \_\_\_\_\_
8. nsit \_\_\_\_\_

► **Word Shapes** Write a Spelling Word in each word shape. Use the clues to help you.

9. 
10. 
11. 
12. 
13. 

## SPELLING WORDS


1. *it's*
2. *isn't*
3. *you've*
4. *we'd*
5. *didn't*
6. *she's*
7. *we've*
8. *haven't*
9. *he'd*
10. *they'd*
11. *there's*
12. *don't*
13. *we'll*
14. *won't*
15. *he's*

**SPELLING WORDS**

1. *water*
2. *over*
3. *never*
4. *under*
5. *river*
6. *number*
7. *wonder*
8. *tower*
9. *rather*
10. *finger*
11. *center*
12. *prefer*
13. *better*
14. *border*
15. *fever*

**Handwriting**

**Tip:** Be careful when writing the letter *e*, or it could look like an *i* and make a correctly spelled word look incorrect.

**Words That End Like *ever***

► Write Spelling Words to complete the story.

The airplane ride was exciting. I could see the

(1) \_\_\_\_\_ that flows near my house. I

(2) \_\_\_\_\_ knew it could look so small!

We flew (3) \_\_\_\_\_ mountains and

plains. I could see the trees that run along the

(4) \_\_\_\_\_ of our land. Then, people in

a control (5) \_\_\_\_\_ at the airport told

the pilot when to land. I think flying is much

(6) \_\_\_\_\_ than riding in a car.

► Write a Spelling Word for each clue.

7. not over \_\_\_\_\_

8. to like more \_\_\_\_\_

9. a high body temperature \_\_\_\_\_

10. the middle \_\_\_\_\_

11. a part of a hand \_\_\_\_\_

► Write the following Spelling Words: *water*, *number*, *wonder*, and *rather*. Use your best handwriting.

12. \_\_\_\_\_ 14. \_\_\_\_\_

13. \_\_\_\_\_ 15. \_\_\_\_\_



Name \_\_\_\_\_

► Write the Spelling Word that best fits with each group of words.

1. mountain, desert, \_\_\_\_\_
2. below, beneath, \_\_\_\_\_
3. no, not, \_\_\_\_\_
4. wrist, hand, \_\_\_\_\_
5. good, \_\_\_\_\_, best
6. under, beside, \_\_\_\_\_

► Read the letter. Circle the six misspelled words. Then write the correct spellings on the lines below.

Dear Grandma and Grandpa,

Did you know that I was sick? Mom said I was feeling undr the weather. I wondre where that saying came from. I did have a high fevre for two days. The doctor told me to drink lots of watter. I drew you a picture of a castle. That's me waving from the towr in the centr of the castle.

Love,

Mike

- |          |           |
|----------|-----------|
| 7. _____ | 10. _____ |
| 8. _____ | 11. _____ |
| 9. _____ | 12. _____ |

### SPELLING WORDS

1. water
2. over
3. never
4. under
5. river
6. number
7. wonder
8. tower
9. rather
10. finger
11. center
12. prefer
13. better
14. border
15. fever


### SPELLING STRATEGY

#### Word Shapes

To remember the spelling of a word, draw its shape.

**SPELLING WORDS**

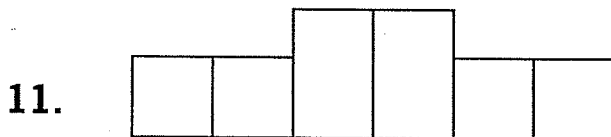

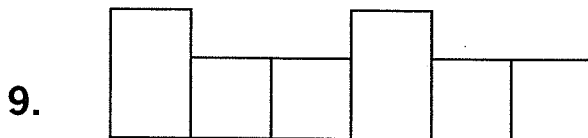
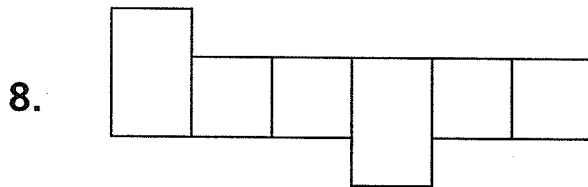
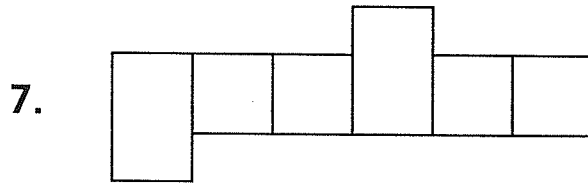
1. *water*
2. *over*
3. *never*
4. *under*
5. *river*
6. *number*
7. *wonder*
8. *tower*
9. *rather*
10. *finger*
11. *center*
12. *prefer*
13. *better*
14. *border*
15. *fever*



► **Change-a-Word** Add and subtract letters from the words below to write Spelling Words.

1. clove - cl + r = \_\_\_\_\_
2. won + d + ear - a = \_\_\_\_\_
3. t + show - sh + er = \_\_\_\_\_
4. r + ate - e + herd - d = \_\_\_\_\_
5. born - n + deck - ck + r = \_\_\_\_\_
6. anum - a + bed - d + r = \_\_\_\_\_

► **Word Shapes** Write a Spelling Word in each word shape.



Name \_\_\_\_\_

## Words Ending with *-le* or *-al*

► Write a Spelling Word for each clue.

1. center \_\_\_\_\_
2. common \_\_\_\_\_
3. entire \_\_\_\_\_
4. easy \_\_\_\_\_
5. noticeable message \_\_\_\_\_

► Write a Spelling Word to complete each sentence.

6. What is the \_\_\_\_\_ of the book?
7. The family room is in the \_\_\_\_\_ part of our house.
8. My favorite color is \_\_\_\_\_.
9. Carry the suitcase by its \_\_\_\_\_.
10. I was not \_\_\_\_\_ to lift the box.
11. The judge pinned a gold \_\_\_\_\_ on Leon's shirt.

► Write the following Spelling Words: *apple*, *terrible*, *people*, and *single*. Use your best handwriting.

12. \_\_\_\_\_
13. \_\_\_\_\_
14. \_\_\_\_\_
15. \_\_\_\_\_

### SPELLING WORDS

1. *simple*
2. *total*
3. *apple*
4. *title*
5. *central*
6. *purple*
7. *signal*
8. *normal*
9. *middle*
10. *able*
11. *terrible*
12. *people*
13. *medal*
14. *handle*
15. *single*

#### Handwriting

**Tip:** When you write in small spaces, be sure to keep all tall letters the same height, all short letters the same height, and all letters with tails the same length.

*simple*

Name \_\_\_\_\_

## SPELLING WORDS

1. simple
2. total
3. apple
4. title
5. central
6. purple
7. signal
8. normal
9. middle
10. able
11. terrible
12. people
13. medal
14. handle
15. single

## SPELLING STRATEGY

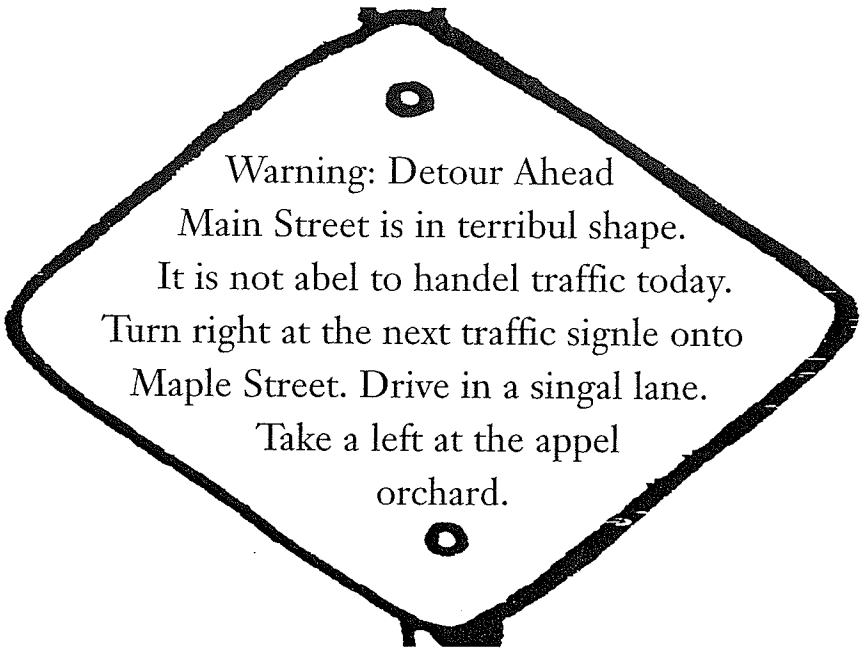
### Using A Dictionary

Look for words that end in *-le* or *-al* as you proofread. Use a dictionary to check words that do not look right. Dictionary guide words can help you find a word quickly.

► Write the Spelling Words that would appear on the page with the two guide words given.

- |        |         |          |
|--------|---------|----------|
| nickel | now     | 1. _____ |
| meat   | mitten  | 2. _____ |
|        |         | 3. _____ |
| center | corner  | 4. _____ |
| paper  | purpose | 5. _____ |
|        |         | 6. _____ |

► Read the sign. Circle the six misspelled words. Then write the correct spellings on the lines below.




- |          |           |
|----------|-----------|
| 7. _____ | 10. _____ |
| 8. _____ | 11. _____ |
| 9. _____ | 12. _____ |

Name \_\_\_\_\_


► **Smaller Words** Write the Spelling Words that have these smaller words in them.

- 1. sign \_\_\_\_\_
- 2. or \_\_\_\_\_
- 3. in \_\_\_\_\_
- 4. cent \_\_\_\_\_
- 5. to \_\_\_\_\_
- 6. imp \_\_\_\_\_

► **Picture Clues** Write a Spelling Word to match each picture.



7. \_\_\_\_\_



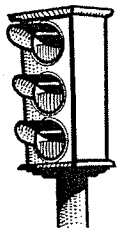
10. \_\_\_\_\_




8. \_\_\_\_\_



11. \_\_\_\_\_



9. \_\_\_\_\_



12. \_\_\_\_\_

**SPELLING WORDS**

- 1. *simple*
- 2. *total*
- 3. *apple*
- 4. *title*
- 5. *central*
- 6. *purple*
- 7. *signal*
- 8. *normal*
- 9. *middle*
- 10. *able*
- 11. *terrible*
- 12. *people*
- 13. *medal*
- 14. *handle*
- 15. *single*

Harcourt

# Practice Test

► Read each sentence. The underlined word is misspelled. Fill in the oval next to the correct spelling.

1. Tell me exactle what you need for your project.  
 exactly       exactlee       exectly
2. Our teasher told us a scary story.  
 teachur       teacher       teachir
3. Let's find a sootable home for Daisy.  
 suitabel       suitable       suitabul
4. How can mice be uzeful?  
 usefull       useful       uesful
5. You will be sayfer if you wear a bike helmet.  
 safer       saifer       safre
6. The sky sudenly turned dark.  
 suddnly       suddnely       suddenly
7. Max beried the turkey bone in the backyard.  
 buried       burried       buryed
8. I need two copees of this map.  
 copeze       copies       coopies
9. She has lots of pennees in her bank.  
 penies       pennys       pennies
10. He empteed his plate twice.  
 emptied       empted       emptyed

► Read each sentence. Fill in the oval next to the correctly spelled word that completes each sentence.

1. Do you think \_\_\_\_\_ got enough time?  
 whev'e                       we've                       wea've
2. They said \_\_\_\_\_ be here by noon.  
 they'd                       the'yd                       they'ld
3. She \_\_\_\_\_ wait for her change.  
 didn't                       did'nt                       didnt
4. What is your telephone \_\_\_\_\_?  
 nomber                       number                       numbur
5. This \_\_\_\_\_ doesn't taste right.  
 water                       watur                       watter
6. I \_\_\_\_\_ who will win first prize.  
 wonnder                       wonder                       wunder
7. The \_\_\_\_\_ was flowing slowly.  
 rivar                       rivere                       river
8. The blue skirt is nice, but I \_\_\_\_\_ the red one.  
 preffer                       prafer                       prefer
9. They built a fence along the \_\_\_\_\_.  
 boarder                       border                       boredr
10. I'm looking for a \_\_\_\_\_ crayon.  
 purpal                       purple                       purpel
11. My desk is in the \_\_\_\_\_ of the room.  
 middle                       middal                       midle

# Spelling Table

**T**HE SPELLING TABLE below lists all the sounds that we use to speak the words of English. Each first column of the table gives the pronunciation symbol for a sound, such as **ō**. Each second column of the table gives an example of a common word in which this sound appears, such as *open* for the /**ō**/ sound. Each third column of the table provides examples of the ways that a sound can be spelled, such as *oh, o, oa, ow, ough, oe, and o-e* for the /**ō**/ sound.

The Sound	As In	Is Spelled As
a	add	cat
ā	age	game, rain, day, paper
ä	palm	ah, father, dark, heart
â(r)	care	dare, fair, where, bear, their
b	bat	big, cabin, rabbit
ch	check	chop, march, catch
d	dog	dig, bad, ladder, called
e	egg	end, met, ready, any, said, says, friend
ē	eat	she, eat, see, people, key, field, city
f	fit	five, offer, cough, photo
g	go	gate, bigger
h	hot	hope, who
i	it	inch, hit, pretty, been, busy
ī	ice	item, fine, pie, buy, high, try, dye, eye
j	joy	jump, gem, magic, cage, edge
k	keep	king, cat, lock
l	look	let, ball



The Sound	As In	Is Spelled As
m	move	make, hammer
n	nice	new, can, funny, know
ng	ring	thing, tongue
o	odd	pot, honor
ō	open	oh, over, go, oak, grow, though, toe, bone
ô	dog	for, more, roar, ball, walk, dawn, fault, broad, ought
oi	oil	noise, toy
ōō	took	foot, would, wolf, pull
ōō	pool	cool, lose, soup, through, due, fruit, drew
ou	out	ounce, now
p	put	pin, cap, happy
r	run	red, car, hurry, wrist
s	see	sit, scene, loss, listen, city
sh	rush	shoe, sure, ocean, special
t	top	tan, kept, better, walked, caught
th	thin	think, cloth
th	this	these, clothing
u	up	cut, butter, some, flood, does, young
û(r)	burn	turn, bird, work, early, herd
v	very	vote, over, of
w	win	wait, towel
y	yet	year, onion
yōō	use	cue, few
z	zoo	zebra, lazy, buzz, was, scissors
zh	vision	garage, television
ə		about, listen, pencil, melon, circus

# Spelling Strategies



*Let us show you some of our favorite spelling strategies!*

**H**ere's a tip that helps me spell a word. I **say** the word. Then I **picture** the way it is spelled. Then I **write** it!

When I'm learning how to spell a word, the **Study Steps to Learn a Word** are a big help. See pages 8 and 9.

I think of ways to spell the vowel sounds in a word. Then I **try different spellings** until the word looks right.

When I don't know how to spell a word, I sometimes just take my best **guess!** Then I **check** it in a **dictionary**.

Sometimes I **read** the sentences **backward**. I start with the last word and end with the first word. It really helps me notice words I've misspelled! Then I proofread for meaning.

I **proofread** my work **twice**. First, I circle words I know are misspelled. Then, I look for words I'm not sure of.


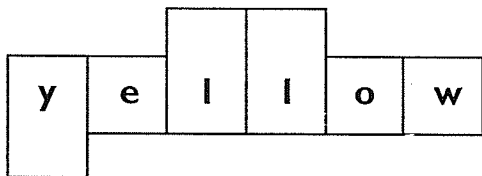
I look for **homophones** and make sure each word I've written makes sense.

When I'm writing a **compound word**, I think about how the **two smaller words** are spelled.

Sometimes thinking of a **rhyming word** helps me figure out how to spell a word.

I think about **spelling rules**, such as how to change the spelling before adding *-ed* or *-ing*.

Drawing the **shape** of a word helps me remember its spelling. This is the shape of the word *yellow*.



When I **proofread**, I like to **work with a partner**. First, I read the words aloud as my partner looks at the spelling. Then we switch jobs.

# My Spelling Log

WHAT'S A SPELLING LOG? It's a special place where you can keep track of words that are important to you. Look at what you'll find in your Spelling Log!

## *Spelling Words to Study*

This is a great place for you to list the words you need to study. There is a column for each unit of your spelling book.

## *My Own Word Collection*

Be a word collector, and keep your collection here! Sort words you want to remember into fun categories you make up yourself!

*Sound Words*

*Social Studies Words*

*Cheerful Words*

*Vacation Words*

*Music Words*

*Funny Words*

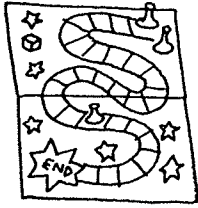
*Animal Words*

*Math Words*

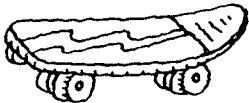
# Spelling Words to Study

List the words from each lesson that need your special attention. Be sure to list the words that you misspelled on the Pretest.

Theme 1	Theme 2
Words with Short <i>a</i> and Short <i>e</i>	Words with <i>kn</i> , <i>wr</i> , <i>gh</i> , and <i>ph</i>
Words with Short <i>i</i> , <i>o</i> , and <i>u</i>	Words with <i>sh</i> , <i>ch</i> , and <i>tch</i>
Words with Long <i>a</i> and <i>e</i>	Words with /s/ and /j/
Words with Long <i>i</i> and <i>o</i>	Words with /oi/
Words with <i>str</i> and <i>st</i>	Words with /ou/



# My Own Word Collection




When you read and listen, be on the lookout for words you want to remember. Group them into categories any way you like, and write them on these pages. Pretty soon you'll have a word collection of your very own!

A large dashed rectangular box containing ten horizontal lines for writing.

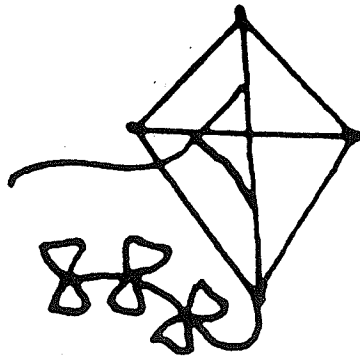

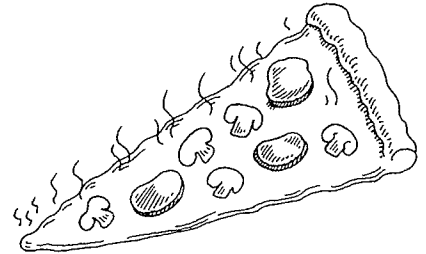


A large dashed rectangular box containing ten horizontal lines for writing.




# My Own Word Collection

Save words you really like in your collection. Include words you have trouble pronouncing or spelling.



A large rectangular area enclosed by a dashed border, containing ten horizontal lines for writing.

A large rectangular area enclosed by a dashed border, containing ten horizontal lines for writing.

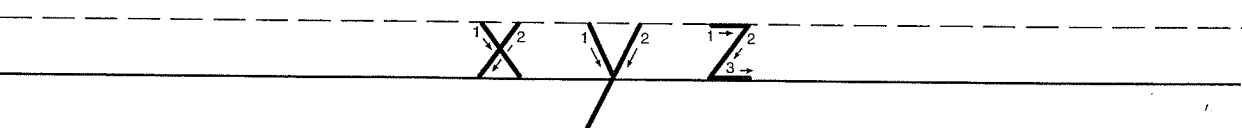
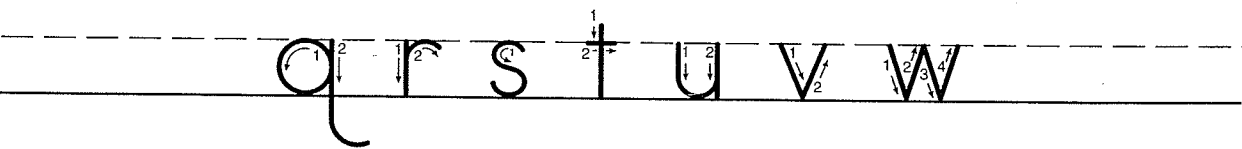
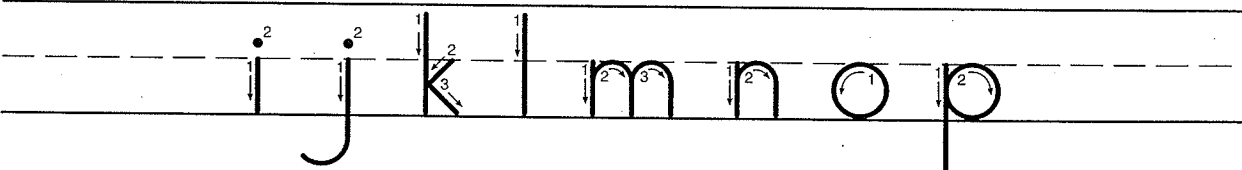
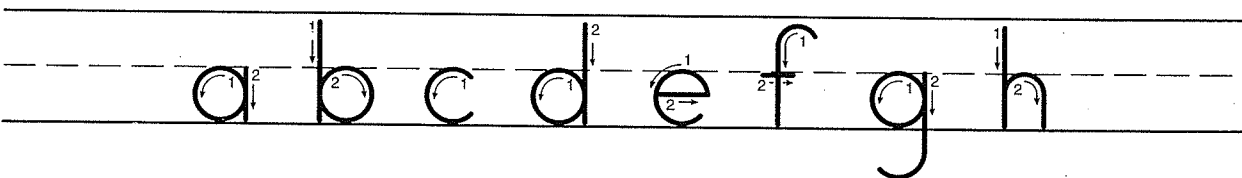
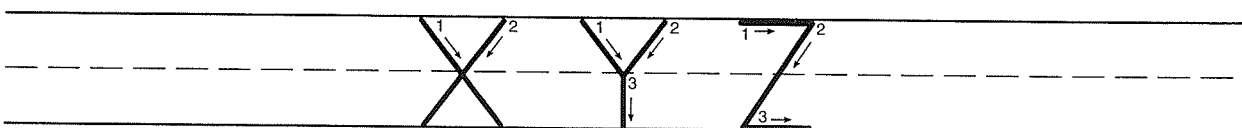
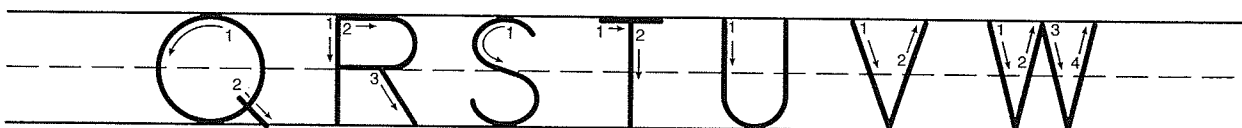
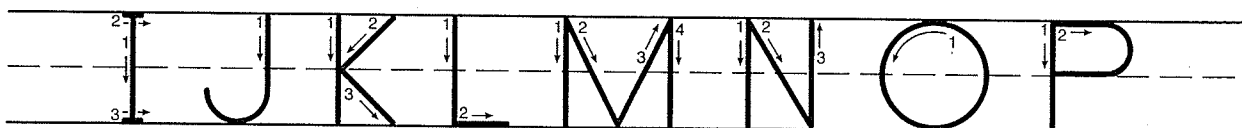
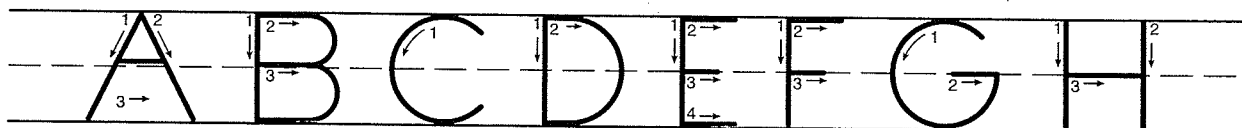






# Handwriting

## Manuscript Alphabet



Harcourt

# Handwriting

## Cursive Alphabet

A B C D E F G H  
I J K L M N O P  
Q R S T U V W  
X Y Z

a b c d e f g h  
i j k l m n o p  
q r s t u v w  
x y z

# Handwriting

## D'Nealian Manuscript Alphabet

A B C D E F G H  
I J K L M N O P  
Q R S T U V W  
X Y Z

a b c d e f g h  
i j k l m n o p  
q r s t u v w  
x y z

# Handwriting

## D'Nealian Cursive Alphabet

A B C D E F G H

I J K L M N O P

Q R S T U V W

X Y Z

a b c d e f g h

i j k l m n o p

q r s t u v w

x y z